

Adjustable D.I.Y Shutters



EASY^oAS
ADJUSTABLE D.I.Y SHUTTER

Available at
BUNNINGS
warehouse

Take This Brochure to the Special Orders Desk to place an order

EASY^oAS

ADJUSTABLE **D.I.Y** SHUTTER



EASY D.I.Y INTERNAL PLANTATION SHUTTERS

Created by an industry leader known for quality and unsurpassed product innovation, **EasyAS** is proud to present the world's first **Adjustable D.I.Y Shutter** range.



Call **09 666 3279**

Visit **easy-as.co.nz**

OWN BEAUTIFUL INTERNAL SHUTTERS TODAY

Owning beautiful shutters in your home has never been easier with the **EasyAS Adjustable D.I.Y Shutter** range.

AS EasyAS 1, 2, 3



STEP 1 MEASURE

EasyAS Check Measure
Inside Window Frame (Reveal Fit) only.



STEP 2 ORDER

Complete the *EasyAS Order Form* in this brochure, then visit your nearest Bunnings Special Orders desk to finalise and pay for your shutters.




STEP 3 INSTALL

Once your shutters arrive at Bunnings, take your **EasyAS Adjustable D.I.Y Shutters** home, unpack and install.



Colour/Finish



Blade Size



Adjustable Range



PVC

Material

MADE FROM QUALITY PVC

DURABLE, TRUSTED QUALITY

EasyAS Internal Plantation Shutters are made from non-toxic PVC with reinforced Aluminium core adding to their durability. This water resistant material is also great for bathrooms and kitchens.

WHY D.I.Y?



EasyAS helps you add more timeless value to your property.

The **EasyAS Adjustable D.I.Y Shutter** offers a modern and stylish look to your windows so you can add a personal touch of elegance to any room without the need to deal with builders or specialist installers - and at prices designed for any budget.

The **EasyAS Adjustable D.I.Y Shutter** offers an easy-to-care-for durable product that is quick and easy to install. Also, because you can install them yourself, you can install them at a time that suits you and your budget rather than having to install an entire house lot in one go at a time that suits the installer!

EasyAS Adjustable D.I.Y Shutters create warmth and beauty with the practical advantages of high-tech materials and design. From the traditional to the contemporary, you can express your style with our shutters.

Why not try installing one today - and once you realise how easy they are to install and how good they look we are sure you will be back for more in no time at all!

WHY EasyAS?

We have designed and developed the worlds first, truly adjustable, D.I.Y shutter range.



1. The world's ONLY adjustable D.I.Y internal shutter
2. Beautiful, durable, trusted quality - with a 10 year manufacturer's warranty*
3. Frame adjusts by up to 20mm in either direction - allowing the perfect fit every time; (note: frame is designed for inside window frame/reveal fit only)
4. The only plantation shutters that are suitable for ordering based on building plans
5. Flat packed for easy handling and transporting home
6. Easy 5 step installation - no installation costs - no power tools required^
7. The **EasyAS Adjustable D.I.Y Shutter** has an attractive satin finish, making them easy to clean and maintain
8. Has water resistant properties - great for bathrooms and kitchens
9. The aesthetics of our custom size adjustable shutters match the standard size shutters perfectly
10. They reduce heating and air conditioning costs and at the same time reduce outside noise

^Power tools are optional, but not required when fitted into internal wood window frame reveal fit.

*Warranty is void if install application has been done on exterior of any building. Proof of purchase must be provided/registered.

CHECK MEASURE

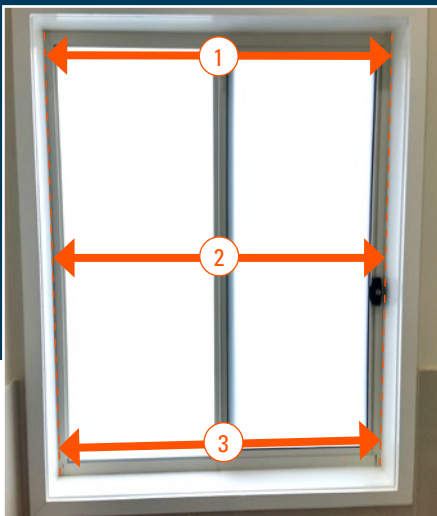
INSIDE WINDOW FRAME (REVEAL FIT) ONLY

Measure the inside of your window(s) frame across the width, height & depth as below.

STEP 1

Measure window inside width

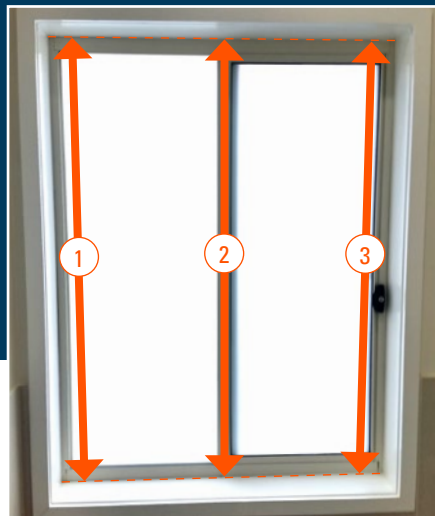
Record the smallest measurement of the 3 (eg. Top, Middle or Bottom)



STEP 2


Measure window inside height

Record the smallest measurement of the 3 (eg. Left, Centre or Right)



STEP 3


Measure window frame depth



NOTE: there needs to be **70mm depth minimum of complete clearance** from any obstacles, from the window frame edge.
Obstacles to look for: Mullions, Locks, Window Handles, Winders, Storm Bars etc



✓ **EXAMPLE** Lock Handle



✓ **EXAMPLE** Storm Bars

Check out the EasyAS
'HOW TO CHECK MEASURE'
video on our website

Visit easy-as.co.nz



☰ ORDER YOUR SHUTTERS

Once you have measured your windows it is time to see if they are a **STANDARD SIZE** or a **CUSTOM SIZE**.

Regardless, the process is quick and easy. We have even included a **PLAN YOUR SHUTTERS** form on the last page of this brochure to assist in making the whole process as EasyAS 1,2,3!

AS EasyAS 1, 2, 3



25
STANDARD
SIZES

Use the selection guide on the following page to identify standard size shutters.



CUSTOM
SIZES

For any non-standard size shutters you can use the custom size configuration guide to establish the layout required for your shutters.

Visit your nearest **Bunnings Special Orders Desk** to place an order.


























EASYAS
ADJUSTABLE **D.I.Y** SHUTTER

Available at
BUNNINGS
warehouse

Adjustable Range **20mm**
(Horizontal & Vertical)

✓ **STANDARD SIZE**

EasyAS Shutters can be adjusted up to 20mm horizontally (width) and vertically (height).

| | | WIDTH (mm) | | | | |
|---|--------------------------------------|--|--|---|--|--|
| | | 610 (600-620) | 910 (900-920) | 1210 (1200-1220) | 1510 (1500-1520) | 1810 (1800-1820) |
| D R O P / H E I G H T (mm) | Adjustable Range 600 (590-610) |  I/N: 0022381 A |  I/N: 0022387 F |  I/N: 0022393 K |  I/N: 0022398 P |  I/N: 0022403 U |
| | 900 (890-910) |  I/N: 0022382 B |  I/N: 0022388 G |  I/N: 0022394 L |  I/N: 0022399 Q |  I/N: 0022404 V |
| | 1200 (1190-1210) |  I/N: 0022384 C |  I/N: 0022389 H |  I/N: 0022395 M |  I/N: 0022400 R |  I/N: 0022405 W |
| | 1500 (1490-1510) |  I/N: 0022385 D |  I/N: 0022390 I |  I/N: 0022396 N |  I/N: 0022401 S |  I/N: 0022407 X |
| | 1800 (1790-1810) |  I/N: 0022386 E |  I/N: 0022392 J |  I/N: 0022397 O |  I/N: 0022402 T |  I/N: 0022408 Y |













Adjustable Range **20mm**
(Horizontal & Vertical)

EasyAS Shutters can be adjusted up to 20mm horizontally (width) and vertically (height).

CUSTOM SIZE CONFIGURATION GUIDE

The layout of your custom size shutter will be based on the following configuration guide using the dimensions of your window opening.

CUSTOM SIZE I/N:
00123972

| | | WIDTH (mm) | | | |
|-------------|---|---|---|--|---|
| | | 410 - 910 1x Panel | 910 - 1610 2x Panels | 1610 - 2810 4x Panels | 2810 - 3500 6x Panels |
| HEIGHT (mm) | Window Opening Range 400 - 1490 0x Mid Rail |  |  |  |  |
| | | P1-M0 | P2-M0 | P4-M0 | P6-M0 |
| | 1490 - 2200 1x Mid Rail |  |  |  |  |
| | P1-M1 | P2-M1 | P4-M1 | P6-M1 | |
| | 2200 - 2850 2x Mid Rail |  |  |  |  |
| | P1-M2 | P2-M2 | P4-M2 | P6-M2 | |

If a **Mid Rail** is required it will be placed at 600mm from the base.

If a second **Mid Rail** is required it will be placed midway between the bottom mid rail and the top of the frame.

USE THIS AREA TO PLAN YOUR SHUTTERS

FOLLOW THE CHECK MEASURE INSTRUCTIONS

N.B - Check that there are no obstacles like locks, window handles, winders or storm bars that will interfere with the shutter.

| Item | Window Name/Location | Width (mm) | Height (mm) | Clearance Depth (Minimum 70mm) |
|------|----------------------|------------|-------------|--------------------------------|
| X | Ensuite | 912 | 598 | 72 |
| 1 | | | | |
| 2 | | | | |
| 3 | | | | |
| 4 | | | | |
| 5 | | | | |
| 6 | | | | |
| 7 | | | | |
| 8 | | | | |
| 9 | | | | |
| 10 | | | | |

Take this to the Special Orders desk to complete your order

Please note that standard size orders have a lead time of approximately 7-14 working days and custom size orders have a lead time of approximately 50 working days.


DISCLAIMER: Custom size orders cannot be returned or amended. Please ensure all measurements provided are clear and accurate.

How It Works

It's as simple as 1,2,3! Follow the steps shown to purchase or order your product. If you need further advice, speak to a Team Member at the Special Orders Desk in-store.

1. Select The Product You Want

View the extensive range available in this brochure or online. Use the item number shown below to order your product.



2. Order At The Special Orders Desk

After you have selected the product you want, take this brochure to the Special Orders Desk.

Standard Sizes: Lead time approx 7–14 working days.

Custom Sizes: Lead time approx 50 working days.


3. Collect Your Order

Upon placing your order, your product will arrive in 7–14 working days.


Ask us about Additional Services



**WE WILL
DELIVER**



**CUSTOM
MADE**



1090199999994