

HEAVY DUTY STORAGE SYSTEM

SORT IT OUT WITH RACK IT



**RACK
IT**

**STORAGE
BUILT TOUGH**



Available at
BUNNINGS
warehouse

RACK IT

STORAGE BUILT TOUGH

**Whatever your space,
make it work for you with
a Rack It garage system.**

Rack It is specifically designed to fit into any space that requires a robust storage solution. Rack It is made up of Beams, Uprights, Shelves and Accessories. All are available in several heights, widths and depths making it highly versatile.

A componentry system, Rack It can be purchased individually or as an easy-to-build kit. There are unlimited configurations so you can add components over time to best suit your needs!

The Rack It system is available in 4 categories: 400kg, 1000kg, PRO and WALL. Depending on your storage requirements and work space, you'll be sure to find a configuration to suit you!

**THE PERFECT INVESTMENT FOR
YOUR GARAGE, SHED OR WORKSHOP**

**EASY
ASSEMBLY**

**NO NUTS OR
BOLTS NEEDED**
ONLY TOOL REQUIRED IS A MALLÉT



HEAVY DUTY STORAGE SYSTEM TO SUIT ANY SIZE OR SPACE

- Unique modular and expandable garage storage system.
- The 1000kg system is tested to hold an impressive 1000kg per shelf, for a total weight bearing of 4000kg!
- The 400kg system is tested to hold an impressive 400kg per shelf, for a total weight bearing of 1,600kg!
- The most versatile storage system available
- Easy and simple to assemble.
- Click-in beams. No nuts or bolts required.
- A range of accessories are available.
- Features individual locking pins to safely secure.
- Relocatable - take with you when you move.
- Long term storage investment - add on components over time.



**NOW RATED UP TO
1000KG PER SHELF**

Equivalent to 50 x 20kg bags of cement

**SUITABLE FOR
COMMERCIAL OR
DOMESTIC USE**

**STRONGEST
GARAGE STORAGE
ON THE MARKET**

TOO MUCH STUFF AND TOO LITTLE SPACE?

WHERE DO I START?

Rack It systems are flexible, scalable and easy to install. Our garage system suits your needs, small or large.

STEP 1: Plan and measure up your space. Identify your needs and tidy up the area. Think about places to store your items. Group like-items together e.g. automotive, gardening and recreation. Prioritise your items. Frequently used items to be placed at the front.

STEP 2: Choose the right system and accessories. Select from the 400kg or 1000kg system, shelving type, work bench and whether hooks are required.

STEP 3: Refer to our Buying Guide for available components and check list on pages 14-17. Remember you can always add to your Rack It system later.

STEP 4: Follow our easy instructions on page 19 and on our website.



BEFORE



AFTER

TIP

Rack It is the widest garage racking system on the market, allowing you to park your car and use the often wasted space above your car bonnet.

2400mm beam pictured



RACK IT 400KG

THE ULTIMATE IN FLEXIBILITY

Rack It 400kg is specifically designed to fit into any space that requires a robust storage solution. Rack It 400kg is made up of Beams & Uprights and is available in several sizes making it highly versatile.

Uprights are available in 4 heights, 2 depths and Beams come in 4 widths to suit your available space.

Easy to assemble. Just the system components and a rubber mallet is required.

Assembled units can be joined together to fit out your entire garage with a choice of wire or timber shelving. A large range of accessories are also available, such as Single & Double Hooks and Sliding Drawers.



Long span shelving



Functional drawers



Double slotted Uprights



Wire shelving

* All tests were conducted independently via a third party laboratory under a controlled testing environment.

RACK IT

1000KG

THE EASIEST TO INSTALL


**AND THE STRONGEST
RACKING SYSTEM ON THE MARKET**

Rack It 1000kg is rated to hold up to 1000kg per shelf when evenly distributed with shelf support braces.


Uprights are available in 3 heights and Beams come in 4 widths to suit your available space.

Rack It 1000kg is available in a black powder coat finish.

**TESTED AND
APPROVED***




Trade use work bench



Functional storage



Hooks in use



Mobile work bench

* All tests were conducted independently via a third party laboratory under a controlled testing environment.

HOW DO I DECIDE WHETHER TO PURCHASE A **400KG** OR **1000KG** SYSTEM?

Decide on what you are storing and the required weight and depth of shelving.


400KG SYSTEM

The 400kg range has a shelf depth of **430mm** and **530mm**. The system is suited for the DIY user for their garage, tool shed or workshop.



1000KG SYSTEM


The 1000kg system shelving has a **640mm** depth. The system is ideal for the serious DIY user or for commercial purposes.



Both the 400kg and 1000kg systems are tested to hold an impressive 400kg and 1000kg per shelf. Maximum weight bearing for each system is 1600kg and 4000kg respectively.

Extendable: Simply purchase multiple storage racks to meet your vast storage requirements.

APPLICATION GUIDE















*Available at your local Bunnings store.











PLAN YOUR RACK IT REQUIREMENTS

1. Measure your space. 2. Carefully select your components.
See below chart to accurately plan your Rack It project.

BEAM SIZE	1 X BAY (WIDTH OF UNIT)	2 X BAYS (WIDTH OF UNIT)
900MM BEAM 	1000mm  900mm Beam + 2 Uprights TOTAL WIDTH = 1000mm (1 standalone unit)	1955mm ADD  900mm Beam + 1 upright (955mm) TOTAL WIDTH = 1955mm
1200MM BEAM 	1300mm  1200mm Beam + 2 Uprights TOTAL WIDTH = 1300mm (1 standalone unit)	2555mm ADD  1200mm Beam + 1 upright (1255mm) TOTAL WIDTH = 2555mm
1500MM BEAM 	1600mm  1500mm Beam + 2 Uprights TOTAL WIDTH = 1600mm (1 standalone unit)	3145mm ADD  1500mm Beam + 1 upright (1545mm) TOTAL WIDTH = 3145mm
1800MM BEAM 	1900mm  1800mm Beam + 2 Uprights TOTAL WIDTH = 1900mm (1 standalone unit)	3750mm ADD  1800mm Beam + 1 upright (1850mm) TOTAL WIDTH = 3750mm













***IMPORTANT:** Braces are required to add strength and stability to your Rack It system.

3 X BAYS (WIDTH OF UNIT)	4 X BAYS (WIDTH OF UNIT)	BRACES PER SHELF*
<p>2910mm</p>  <p>ADD 900mm Beam + 1 upright (955mm) TOTAL WIDTH = 2910mm</p>	<p>3865mm</p>  <p>ADD 900mm Beam + 1 upright (955mm) TOTAL WIDTH = 3865mm</p>	2
<p>3810mm</p>  <p>ADD 1200mm Beam + 1 upright (1255mm) TOTAL WIDTH = 3810mm</p>	<p>5065mm</p>  <p>ADD 1200mm Beam + 1 upright (1255mm) TOTAL WIDTH = 5065mm</p>	2
<p>4690mm</p>  <p>ADD 1500mm Beam + 1 upright (1545mm) TOTAL WIDTH = 4690mm</p>	<p>6235mm</p>  <p>ADD 1500mm Beam + 1 upright (1545mm) TOTAL WIDTH = 6235mm</p>	4
<p>5600mm</p>  <p>ADD 1800mm Beam + 1 upright (1850mm) TOTAL WIDTH = 5600mm</p>	<p>7450mm</p>  <p>ADD 1800mm Beam + 1 upright (1850mm) TOTAL WIDTH = 7450mm</p>	4








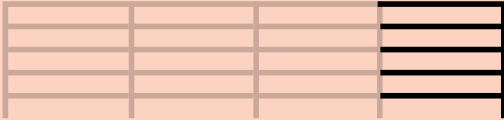


PLAN YOUR RACK IT REQUIREMENTS

1. Measure your space. 2. Carefully select your components.
See below chart to accurately plan your Rack It project.


BEAM SIZE	1 X BAY (WIDTH OF UNIT)	2 X BAYS (WIDTH OF UNIT)
900MM BEAM 	1040mm  900mm Beam + 2 Uprights TOTAL WIDTH = 1040mm (1 standalone unit)	2015mm  ADD 900mm Beam + 1 upright (975mm) TOTAL WIDTH = 2015mm
1200MM BEAM 	1340mm  1200mm Beam + 2 Uprights TOTAL WIDTH = 1340mm (1 standalone unit)	2605mm  ADD 1200mm Beam + 1 upright (1265mm) TOTAL WIDTH = 2605mm
1800MM BEAM 	1940mm  1800mm Beam + 2 Uprights TOTAL WIDTH = 1940mm (1 standalone unit)	3815mm  ADD 1800mm Beam + 1 upright (1875mm) TOTAL WIDTH = 3815mm
2400MM BEAM 	2540mm  2400mm Beam + 2 Uprights TOTAL WIDTH = 2540mm (1 standalone unit)	5005mm  ADD 2400mm Beam + 1 upright (2465mm) TOTAL WIDTH = 5005mm

***IMPORTANT:** Braces are required to add strength and stability to your Rack It system.

3 X BAYS (WIDTH OF UNIT)		4 X BAYS (WIDTH OF UNIT)		BRACES PER SHELF*
<p>2990mm</p>  <p>ADD 900mm Beam + 1 upright (975mm) TOTAL WIDTH = 2990mm</p>	<p>3965mm</p>  <p>ADD 900mm Beam + 1 upright (975mm) TOTAL WIDTH = 3965mm</p>	2		
<p>3870mm</p>  <p>ADD 1200mm Beam + 1 upright (1265mm) TOTAL WIDTH = 3870mm</p>	<p>5135mm</p>  <p>ADD 1200mm Beam + 1 upright (1265mm) TOTAL WIDTH = 5135mm</p>		3	
<p>5690mm</p>  <p>ADD 1800mm Beam + 1 upright (1875mm) TOTAL WIDTH = 5690mm</p>	<p>7565mm</p>  <p>ADD 900mm Beam + 1 upright (1875mm) TOTAL WIDTH = 7565mm</p>			4
<p>7470mm</p>  <p>ADD 2400mm Beam + 1 upright (2465mm) TOTAL WIDTH = 7470mm</p>	<p>9935mm</p>  <p>ADD 2400mm Beam + 1 upright (2465mm) TOTAL WIDTH = 9935mm</p>		6	


STEP 1 SELECT YOUR BEAMS

WIDTHS AVAILABLE: 900MM, 1200MM, 1500MM AND 1800MM




900MM

I/N: 02760548
(01607)
QTY




1200MM

I/N: 02760549
(01608)
QTY



1500MM

I/N: 02760550
(01609)
QTY



1800MM

I/N: 02760551
(01538)
QTY




SAFETY PINS (20 PACK)

All Beams require 2 safety pins for safe operation

I/N: 02760238
(RISP)
QTY

SHELF SUPPORT BRACE



400MM D
I/N: 02760547
(01606)
QTY

900mm Beams - 2 Braces per shelf
1200mm Beams - 2 Braces per shelf
1500mm Beams - 4 Braces per shelf
1800mm Beams - 4 Braces per shelf

500MM D
I/N: 02760535
(01537)
QTY

STEP 2 SELECT YOUR UPRIGHT

HEIGHTS AVAILABLE:

UPRIGHTS AVAILABLE IN DEPTHS OF 430MM & 530MM. EACH UPRIGHT POST IS 45MM WIDE.



915MM

900MM
430MM D

I/N: 02760536
(01597)
QTY

530MM D
I/N: 02760523
(01526)
QTY



1525MM

1500MM
430MM D

I/N: 02760537
(01598)
QTY

530MM D
I/N: 02760524
(01527)
QTY



1830MM

1800MM
430MM D

I/N: 02760538
(01599)
QTY

530MM D
I/N: 02760526
(01528)
QTY



2135MM

2100MM
430MM D


I/N: 02760539
(01530)
QTY

530MM D
I/N: 02760527
(01529)
QTY

STEP 3 SELECT SHELVES

WIDTHS AVAILABLE: 900MM, 1200MM AND 1500MM

9MM MDF SHELF



SHELVES AVAILABLE
IN DEPTHS OF
400MM & 500MM

900MM*
400MM D

I/N: 08904707
(01603)

QTY

500MM D

I/N: 08904710
(01534)

QTY

1200MM
400MM D

I/N: 08904697
(01604)

QTY

500MM D

I/N: 08904700
(01535)

QTY

1500MM
400MM D

I/N: 08904702
(01605)


QTY

500MM D

I/N: 08904705
(01536)

QTY

WIRE SHELF



900MM*
400MM D

I/N: 02760540
(01600)

QTY

500MM D

I/N: 02760528
(01531)

QTY

1200MM
400MM D

I/N: 02760542
(01601)

QTY

500MM D

I/N: 02760529
(01532)

QTY

1500MM
400MM D

I/N: 02760543
(01602)

QTY


500MM D

I/N: 02760530
(01533)

QTY

STEP 4 SELECT ACCESSORIES


DRAWER KIT 900MM
(SUITS 430MM DEPTH ONLY)



I/N: 02760554
(01612)

QTY

TOTE RAIL



900MM

I/N: 02760552
(01610)


QTY

1200MM

I/N: 02760553
(01611)


QTY

TOTE CLIP HOLDER 6PK




I/N: 02760551
(01618)

QTY



UPRIGHT SHELF
(SUITS 430MM DEPTH ONLY)



I/N: 02760560
(01617)

QTY

SINGLE & DOUBLE HOOKS



SINGLE

I/N: 02760556
(01614)

QTY

DOUBLE

I/N: 02760557
(01615)

QTY

HOOK PLATE
(SUITS 430MM DEPTH ONLY)



HOOKS SOLD SEPARATELY






I/N: 02760558
(01616)

QTY

* 2 X 900MM SHELVES REQUIRED FOR 1800 BEAMS


STEP 1 SELECT YOUR BEAMS

WIDTHS AVAILABLE: 900MM, 1200MM, 1800MM AND 2400MM

	900MM	I/N: 02760510 (01619)	QTY
	1200MM	I/N: 02760511 (01620)	QTY
	1800MM	I/N: 02760512 (01621)	QTY
	2400MM	I/N: 02760513 (01622)	QTY
	SAFETY PINS (20 PACK)	I/N: 02760238 (RISP)	QTY

All Beams require 2 safety pins for safe operation

SHELF SUPPORT BRACE



900mm Beams - 2 Braces per shelf
 1200mm Beams - 3 Braces per shelf
 1800mm Beams - 4 Braces per shelf
 2400mm Beams - 6 Braces per shelf

**900MM, 1200MM,
1800MM BEAMS**

I/N: 02760514
(01625)

QTY

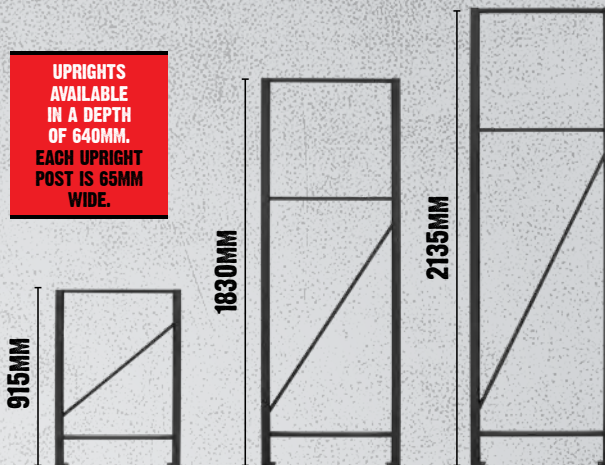
**2400MM
BEAM**

I/N: 02760515
(01635)

QTY

STEP 2 SELECT YOUR UPRIGHT

HEIGHTS AVAILABLE:



**900MM
640MM D**

I/N: 02760284
(RIUD900B)

QTY

**1800MM
640MM D**

I/N: 02760219
(RIUD1800B)

QTY

**2100MM
640MM D**

I/N: 02760239
(RIUD2100B)

QTY

STEP 3 SELECT SHELVES

WIDTHS AVAILABLE: 900MM, 1200MM

15MM MDF
SHELF



SHELVES
AVAILABLE IN
A DEPTH OF
600MM ONLY

900MM*

600MM D

I/N: 02760250

(R1TS)

QTY

1200MM**


600MM D

I/N: 08904695

(00865)

QTY

WIRE SHELF



900MM*

600MM D

I/N: 02760507

(01623)

QTY

1200MM**

600MM D

I/N: 02760508

(01624)

QTY

* 2 X 900MM SHELVES REQUIRED FOR 1800MM BEAMS

** 2 X 1200MM SHELVES REQUIRED FOR 2400MM BEAMS

STEP 4 SELECT ACCESSORIES

DRAWER




I/N: 02760283

(R1D)

QTY

PEGBOARD



I/N: 0027934

(01921)

QTY

HOOKS SOLD SEPARATELY

HOOK PLATE




I/N: 02760420

(01193)

QTY

HOOKS SOLD SEPARATELY

SINGLE & DOUBLE HOOKS



SINGLE

I/N: 02760418

(01191)

QTY

DOUBLE

I/N: 02760419

(01192)

QTY

4PK CASTORS
WITH BRAKES

(SUITABLE FOR 900MM
UPRIGHTS ONLY)



I/N: 02760441

(01337)

QTY

TIP

Create a portable work
bench with castor wheels.

HOW TO BEST STORE YOUR HEAVY AND LIGHTWEIGHT ITEMS

1. RACK IT 400 system

Do not exceed 400 kg per shelf evenly distributed.

RACK IT 1000 system

Do not exceed 1000 kg per shelf evenly distributed.

Weight that is concentrated in the centre of the shelf will reduce the shelf capacity.

2. Load small, stable items on the top shelves. Heavier and bulkier items should be stored on the lower shelves. Load the unit by placing objects from bottom to top. This will ensure overall stability of the unit. Safety pins should be used at all times to prevent beams from lifting.
3. Never climb or stand on the unit. Always use a ladder.
4. Not intended to be used by children.
5. Do not alter the product in any way as it could compromise the performance of the unit as intended and will void all warranties.



Note: It is recommended that larger, heavier items are stored on the bottom shelves and smaller, lighter items are stored on the upper shelves.



THIS PRODUCT SHOULD BE ANCHORED TO THE GROUND OR WALL TO AVOID SERIOUS INJURY OR DEATH

To help avoid any serious injury or death, this product has been fitted with a ground mounting bracket to prevent toppling. We strongly recommend that this product be permanently fixed to the ground or wall. Fixing devices are not included since different surface materials require different attachments. Please seek professional advice if you are in doubt as to which fixing device to use. Check anchors regularly.

EASY ASSEMBLY **can be built in minutes**


The Rack It system is simple and easy to assemble.
There are no nuts or bolts, only a rubber mallet is required.



SCAN QR CODE
TO VIEW
ASSEMBLY VIDEO

**EASY
ASSEMBLY**

**NO NUTS OR
BOLTS NEEDED**



1

First, measure the area you wish to install your Rack It unit. Stand the Uprights in position.



2

Insert the Beams front and back.



3

Tap the ends of each Beam with a mallet to secure.



4

Support Braces to be added to all Beam Lengths to reach the maximum weight rating.



5

Insert shelves between the Beams, dropping in from above.



6

Extend the unit by using additional Beams and by using the same Double Slotted Uprights.



A TOTAL STORAGE SYSTEM


The Rack It Pro range is designed to fit with the Rack It 1000kg system. You may also opt to purchase single items within the range to complement your garage or commercial storage needs.

With Rack It Pro, design, organise and keep your workspace tidy - install cabinets below your workbench, fit overhead cabinets above your pegboard, and place drawers and cabinets on top of the other.

Use your imagination the options are endless!

Turn your 1000kg Rack It Shelving into a Rack It Pro Storage System with drawers and cabinetry

Rack It Pro is designed to fit 900mm & 1800mm Beams.




Pictured above is the Rack It 1000kg shelving system. You can configure your 1800mm beam into either of the two Rack It Pro storage configurations using overhead cabinets, under bench drawers and pegboards. Alternatively you may like to start small and extend your storage over time.



Rack It Pro Overhead Storage Unit

Rack It 1000KG Pegboard

Rack It Pro 4 Drawer Unit



Rack It Pro 2 Drawer Unit

Rack It Pro Deep Single Drawer Unit

Rack It Pro 2 Door Cabinet

Rack It Pro Castor Wheels



A CUSTOMISABLE STORAGE SOLUTION TO SUIT YOUR WORKSPACE



Lockable cabinets and drawers



Utilise the Peg Board to organise tools



Maximise space by attaching beams and hooks



Smooth operation drawer runners



Pneumatic gas struts on overhead cabinet



Castor Wheels for easy movement



QUICK
INSTALLATION

A TIDY GARAGE
IN A FEW HOURS



TOOLS REQUIRED:
Screwdriver and Spanner



SECURE
LOCKING SYSTEM

EXPAND YOUR 1000KG STRUCTURE INTO A PRO SYSTEM



2 DOOR CABINET


900mm W x 910mm H x 600mm D

- 2 door cabinet with 2 height adjustable shelves
- Lockable cabinet for secure tool storage (keys included)
- Spring fix hinges for easy fitting and removal of doors

TOTAL LOAD RATING: 60KG

I/N: 0027426
(01902)

QTY



2 DRAWER UNIT 900mm W x 305mm H x 400mm D

- Holds up to 10KG per drawer
- Big grip aluminium handles
- High quality ball bearing drawer slides

TOTAL LOAD RATING 20KG

I/N: 0027427
(01903)

QTY



4 DRAWER UNIT


900mm W x 910mm H x 600mm D

- 2 deep drawers hold up to 20KG each and 2 shallow drawers hold up to 10KG each
- Lockable unit for secure tool storage
- Unit can be placed on heavy duty castor wheels for a mobile storage solution

TOTAL LOAD RATING: 60KG

I/N: 0027425
(01904)

QTY



DEEP SINGLE DRAWER UNIT 900mm W x 305mm H x 400mm D

- 200mm deep drawer holds up to 20KG
- High quality ball bearing drawer slides
- Can be placed under a work bench for convenient storage

TOTAL LOAD RATING 20KG


I/N: 0027429
(01906)

QTY

FLEXIBLE & MODULAR STORAGE



SCAN QR CODE TO VIEW RACK IT PRO OVERVIEW VIDEO



TOTAL LOAD RATING
30KG

I/N: 0027428
(01905)
QTY

OVERHEAD STORAGE UNIT 900mm W x 380mm H x 240mm D

- 2 shelves, 1 height adjustable and can hold up to 15KG
- Lockable door for secure storage (keys included)
- Can be placed above a work bench for convenient storage



CASTOR SET **4PK**

- Castor wheels fit both cabinet and drawer units
- 2 castors have brakes and are fitted with M8 rivet nuts
- 360 degree swivel action



I/N: 0027430
(01907)
QTY





HEAVY DUTY STORAGE

WITHOUT THE COMPROMISE OF SPACE!

The Rack It Wall Storage System allows you to maximise the usability of your space. Don't sacrifice your garage or commercial work zone to clutter or bulky racks.

Mount shelving to the walls of your garage or workspace and customise your look with a huge range of hooks, beams and accessories to suit your needs. Individually tested and approved to hold up to 100KG; store your tools, bikes, and clutter out of the way – it's heavy-duty storage without the compromise of space.



Extend your Rack It Wall storage opportunity with the Starter and Add On Kit

Rack It Wall Starter Kit

Rack It Wall Add On Kit



Customise further with a wide range of bars, beams, hooks and other accessories.



Rack It Wall Starter Kit

Rack It Wall Add On Kit

**Rack It Wall 75mm
Wide Double Hook**

**Rack It Wall 125mm
Single Hook**

**Rack It Wall 125mm
Wide Double Hook**

**Rack It 400KG
Single Hook**

**Rack It 400KG
Double Hook**

**Rack It Wall
900mm Hook Beam**

**Rack It 400KG
Single Hook**

**Rack It Wall
Side J Hook**

**Rack It Wall
900MM Hook Bar**

**Rack It Wall
Forward J Hook**

**Rack It Wall 150mm
Narrow Double Hook**





EASY TO ADAPT TO YOUR SPACE AND LIFESTYLE



Organise your tools and stay tidy with the Peg Board



Expand your system with the Add On Kit



A range of Hooks to support your needs



Save space by storing a number of items on the same hook



Hooks fit perfectly on the hook bar for reliable loading



Whatever your needs - Rack It Wall has an option for you



* All tests were conducted independently via a third party laboratory under a controlled testing environment.



**QUICK
INSTALLATION**

**A TIDY GARAGE
IN A FEW HOURS**



Rack It Wall storage system allows you to maximise the usability of your space. Don't sacrifice your garage or commercial work zone to clutter or bulky racks.



DON'T SACRIFICE YOUR GARAGE TO CLUTTER



TOTAL LOAD RATING: 100KG*

I/N: 0057671
(01803)

QTY

900MM STARTER KIT

1030mm W x 1219mm H x 600mm D

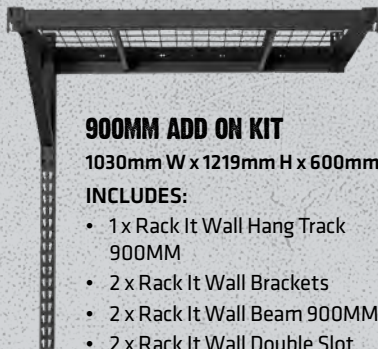
INCLUDES:

- 1 x Rack It Wall Hang Track 900MM
- 2 x Rack It Wall Brackets
- 2 x Rack It Wall Beam 900MM
- 2 x Rack It Wall Double Slot Wall Strips 1200MM
- 1 x Rack It Wall Wire Shelf 900 X 600MM
- 2 x Shelf Support Brace 600MM
- Includes Plaster Board and Dyna Bolt fixings

PLEASE NOTE:

* Total weight loading for the Rack It Wall Starter and Add On Kit **must not exceed 100KG each**, including items loaded onto hooks and other accessories. Adding such accessories does not increase weight loading capacity.

MAXIMISE YOUR SPACE



900MM ADD ON KIT

1030mm W x 1219mm H x 600mm D

INCLUDES:

- 1 x Rack It Wall Hang Track 900MM
- 2 x Rack It Wall Brackets
- 2 x Rack It Wall Beam 900MM
- 2 x Rack It Wall Double Slot Wall Strips 1200MM
- 1 x Rack It Wall Wire Shelf 900 X 600MM
- 2 x Shelf Support Brace 600MM
- Includes Plaster Board and Dyna Bolt fixings

TOTAL LOAD RATING: 100KG*

I/N: 0057672

(01804)

QTY

900MM HOOK BAR

I/N: 0057659

(01778)

QTY

TOTAL LOAD RATING 25KG

900MM HOOK BEAM

I/N: 0057661

(01789)

QTY

TOTAL LOAD RATING 60KG

900MM PEGBOARD

I/N: 0057660

(01787)

QTY

TOTAL LOAD RATING 100KG

75MM SINGLE HOOK

I/N: 0057663

(01792)

QTY

TOTAL LOAD RATING 20KG

125MM SINGLE HOOK

I/N: 0057664

(01793)

QTY

TOTAL LOAD RATING 20KG

125MM WIDE DOUBLE HOOK

I/N: 0057667

(01796)

QTY

TOTAL LOAD RATING 20KG

FORWARD J HOOK

I/N: 0057669

(01798)

QTY

TOTAL LOAD RATING 20KG

STRAIGHT SINGLE HOOK

I/N: 0057662

(01791)

QTY

TOTAL LOAD RATING 20KG

75MM DOUBLE HOOK

I/N: 0057665

(01794)

QTY

TOTAL LOAD RATING 20KG

125MM NARROW DOUBLE HOOK

I/N: 0057666

(01795)

QTY

TOTAL LOAD RATING 20KG

150MM NARROW DOUBLE HOOK

I/N: 0057668

(01797)

QTY

TOTAL LOAD RATING 20KG

SIDE J HOOK

I/N: 0057670

(01799)

QTY

TOTAL LOAD RATING 20KG

THE RACK IT WALL HOOK RANGE IS MADE FROM STEEL AND RUBBER COATED FOR ADDED STRENGTH!

**STORAGE
BUILT TOUGH**

RACK IT



SCAN QR CODE
TO VIEW
ASSEMBLY VIDEO

ITEM NO: 01909



9 341136 019094

MAY 2019

DISTRIBUTED BY:
ZENEXUS (AUS) PH: 1300 734 714
ZENEXUS (NZ) PH: 0800 443 058

RACK-IT.CO.NZ

Available at
BUNNINGS
warehouse