

# CRC (NZ) 8034, 8036, 8038, 8042 F38

CRC Industries (CRC Industries New Zealand)

Chemwatch Hazard Alert Code: 3

Chemwatch: 4574-24

Issue Date: 07/09/2017

Version No: 6.1.1.1

Print Date: 24/06/2018

Safety Data Sheet according to HSNO Regulations

S.GHS.NZLEN

## SECTION 1 IDENTIFICATION OF THE SUBSTANCE / MIXTURE AND OF THE COMPANY / UNDERTAKING

### Product Identifier

<b>Product name</b>	CRC (NZ) 8034, 8036, 8038, 8042 F38
<b>Synonyms</b>	polychloroprene rubber adhesive cement F-38
<b>Proper shipping name</b>	ADHESIVES containing flammable liquid
<b>Other means of identification</b>	Not Available

### Relevant identified uses of the substance or mixture and uses advised against

<b>Relevant identified uses</b>	The use of a quantity of material in an unventilated or confined space may result in increased exposure and an irritating atmosphere developing. Before starting consider control of exposure by mechanical ventilation. Adhesive used for bonding a variety of materials.
---------------------------------	---

### Details of the supplier of the safety data sheet

<b>Registered company name</b>	CRC Industries (CRC Industries New Zealand)
<b>Address</b>	10 Highbrook Drive East Tamaki Auckland New Zealand
<b>Telephone</b>	+64 9 272 2700
<b>Fax</b>	+64 9 274 9696
<b>Website</b>	www.crc.co.nz
<b>Email</b>	customerservices@crc.co.nz

### Emergency telephone number

<b>Association / Organisation</b>	Not Available
<b>Emergency telephone numbers</b>	NZ Poisons Centre 0800 POISON (0800 764 766)
<b>Other emergency telephone numbers</b>	111 (NZ Emergency Services)

## SECTION 2 HAZARDS IDENTIFICATION

### Classification of the substance or mixture

<b>Classification</b> <sup>[1]</sup>	Flammable Liquid Category 2, Acute Toxicity (Oral) Category 4, Acute Toxicity (Dermal) Category 5, Acute Toxicity (Inhalation) Category 5, Skin Corrosion/Irritation Category 2, Eye Irritation Category 2A, Reproductive Toxicity Category 2, Specific target organ toxicity - single exposure Category 3 (narcotic effects), Specific target organ toxicity - repeated exposure Category 2, Aspiration Hazard Category 1
<b>Legend:</b>	1. Classified by Chemwatch; 2. Classification drawn from CCID EPA NZ; 3. Classification drawn from Regulation (EU) No 1272/2008 - Annex VI
<b>Determined by Chemwatch using GHS/HSNO criteria</b>	3.1B, 6.1D (oral), 6.1E (aspiration), 6.1E (dermal), 6.1E (inhalation), 6.3A, 6.4A, 6.8B, 6.9 (narcotic), 6.9B (inhalation)

### Label elements

<b>Hazard pictogram(s)</b>	
----------------------------	---

SIGNAL WORD

**DANGER**

## Hazard statement(s)

<b>H225</b>	Highly flammable liquid and vapour.
<b>H302</b>	Harmful if swallowed.
<b>H313</b>	May be harmful in contact with skin.
<b>H333</b>	May be harmful if inhaled.
<b>H315</b>	Causes skin irritation.
<b>H319</b>	Causes serious eye irritation.
<b>H361</b>	Suspected of damaging fertility or the unborn child.
<b>H336</b>	May cause drowsiness or dizziness.
<b>H373</b>	May cause damage to organs through prolonged or repeated exposure.
<b>H304</b>	May be fatal if swallowed and enters airways.

## Precautionary statement(s) Prevention

<b>P201</b>	Obtain special instructions before use.
<b>P210</b>	Keep away from heat, hot surfaces, sparks, open flames and other ignition sources. No smoking.
<b>P260</b>	Do not breathe dust/fume/gas/mist/vapours/spray.
<b>P271</b>	Use only outdoors or in a well-ventilated area.

## Precautionary statement(s) Response

<b>P301+P310</b>	IF SWALLOWED: Immediately call a POISON CENTER/doctor/physician/first aider.
<b>P308+P313</b>	IF exposed or concerned: Get medical advice/ attention.
<b>P331</b>	Do NOT induce vomiting.
<b>P370+P378</b>	In case of fire: Use alcohol resistant foam or normal protein foam to extinguish.

## Precautionary statement(s) Storage

<b>P403+P235</b>	Store in a well-ventilated place. Keep cool.
<b>P405</b>	Store locked up.

## Precautionary statement(s) Disposal

<b>P501</b>	Dispose of contents/container in accordance with local regulations.
-------------	---

## SECTION 3 COMPOSITION / INFORMATION ON INGREDIENTS

### Substances

See section below for composition of Mixtures

### Mixtures

CAS No	%[weight]	Name
108-88-3	10-30	<u>toluene</u>
67-64-1	10-30	<u>acetone</u> *
Not Available	10-30	hexane isomers
Not Available	10-30	polychloroprene rubbers
Not Available	1-10	phenolic resins
Not Available	10-30	performance additives
		NOTE: Manufacturer has supplied full ingredient information to allow CHEMWATCH assessment.

## SECTION 4 FIRST AID MEASURES

### Description of first aid measures

<b>Eye Contact</b>	<p>If this product comes in contact with the eyes:</p> <ul style="list-style-type: none"><li>▶ Wash out immediately with fresh running water.</li><li>▶ Ensure complete irrigation of the eye by keeping eyelids apart and away from eye and moving the eyelids by occasionally lifting the upper and lower lids.</li><li>▶ Seek medical attention without delay; if pain persists or recurs seek medical attention.</li><li>▶ Removal of contact lenses after an eye injury should only be undertaken by skilled personnel.</li></ul>
<b>Skin Contact</b>	<p>If skin contact occurs:</p> <ul style="list-style-type: none"><li>▶ Immediately remove all contaminated clothing, including footwear.</li><li>▶ Flush skin and hair with running water (and soap if available).</li></ul>

	<ul style="list-style-type: none"> <li>▶ Seek medical attention in event of irritation.</li> </ul>
<b>Inhalation</b>	<ul style="list-style-type: none"> <li>▶ If fumes or combustion products are inhaled remove from contaminated area.</li> <li>▶ Lay patient down. Keep warm and rested.</li> <li>▶ Prostheses such as false teeth, which may block airway, should be removed, where possible, prior to initiating first aid procedures.</li> <li>▶ Apply artificial respiration if not breathing, preferably with a demand valve resuscitator, bag-valve mask device, or pocket mask as trained. Perform CPR if necessary.</li> <li>▶ Transport to hospital, or doctor.</li> </ul>
<b>Ingestion</b>	<ul style="list-style-type: none"> <li>▶ <b>If swallowed do NOT induce vomiting.</b></li> <li>▶ If vomiting occurs, lean patient forward or place on left side (head-down position, if possible) to maintain open airway and prevent aspiration.</li> <li>▶ Observe the patient carefully.</li> <li>▶ Never give liquid to a person showing signs of being sleepy or with reduced awareness; i.e. becoming unconscious.</li> <li>▶ Give water to rinse out mouth, then provide liquid slowly and as much as casualty can comfortably drink.</li> <li>▶ Seek medical advice.</li> <li>▶ Avoid giving milk or oils.</li> <li>▶ Avoid giving alcohol.</li> </ul>

### Indication of any immediate medical attention and special treatment needed

Any material aspirated during vomiting may produce lung injury. Therefore emesis should not be induced mechanically or pharmacologically. Mechanical means should be used if it is considered necessary to evacuate the stomach contents; these include gastric lavage after endotracheal intubation. If spontaneous vomiting has occurred after ingestion, the patient should be monitored for difficult breathing, as adverse effects of aspiration into the lungs may be delayed up to 48 hours.

For acute or short term repeated exposures to acetone:

- ▶ Symptoms of acetone exposure approximate ethanol intoxication.
- ▶ About 20% is expired by the lungs and the rest is metabolised. Alveolar air half-life is about 4 hours following two hour inhalation at levels near the Exposure Standard; in overdose, saturable metabolism and limited clearance, prolong the elimination half-life to 25-30 hours.
- ▶ There are no known antidotes and treatment should involve the usual methods of decontamination followed by supportive care.

[Ellenhorn and Barceloux: Medical Toxicology]

Management:

Measurement of serum and urine acetone concentrations may be useful to monitor the severity of ingestion or inhalation.

Inhalation Management:

- ▶ Maintain a clear airway, give humidified oxygen and ventilate if necessary.
- ▶ If respiratory irritation occurs, assess respiratory function and, if necessary, perform chest X-rays to check for chemical pneumonitis.
- ▶ Consider the use of steroids to reduce the inflammatory response.
- ▶ Treat pulmonary oedema with PEEP or CPAP ventilation.

Dermal Management:

- ▶ Remove any remaining contaminated clothing, place in double sealed, clear bags, label and store in secure area away from patients and staff.
- ▶ Irrigate with copious amounts of water.
- ▶ An emollient may be required.

Eye Management:

- ▶ Irrigate thoroughly with running water or saline for 15 minutes.
- ▶ Stain with fluorescein and refer to an ophthalmologist if there is any uptake of the stain.

Oral Management:

- ▶ No **GASTRIC LAVAGE OR EMETIC**
- ▶ Encourage oral fluids.

Systemic Management:

- ▶ Monitor blood glucose and arterial pH.
- ▶ Ventilate if respiratory depression occurs.
- ▶ If patient unconscious, monitor renal function.
- ▶ Symptomatic and supportive care.

The Chemical Incident Management Handbook:

Guy's and St. Thomas' Hospital Trust, 2000

BIOLOGICAL EXPOSURE INDEX

These represent the determinants observed in specimens collected from a healthy worker exposed at the Exposure Standard (ES or TLV):

Determinant	Sampling Time	Index	Comments
Acetone in urine	End of shift	50 mg/L	NS

NS: Non-specific determinant; also observed after exposure to other material

Following acute or short term repeated exposures to toluene:

- ▶ Toluene is absorbed across the alveolar barrier, the blood/air mixture being 11.2/15.6 (at 37 degrees C.) The concentration of toluene, in expired breath, is of the order of 18 ppm following sustained exposure to 100 ppm. The tissue/blood proportion is 1/3 except in adipose where the proportion is 8/10.
- ▶ Metabolism by microsomal mono-oxygenation, results in the production of hippuric acid. This may be detected in the urine in amounts between 0.5 and 2.5 g/24 hr which represents, on average 0.8 gm/gm of creatinine. The biological half-life of hippuric acid is in the order of 1-2 hours.
- ▶ Primary threat to life from ingestion and/or inhalation is respiratory failure.
- ▶ Patients should be quickly evaluated for signs of respiratory distress (eg cyanosis, tachypnoea, intercostal retraction, obtundation) and given oxygen. Patients with inadequate tidal volumes or poor arterial blood gases (pO<sub>2</sub> <50 mm Hg or pCO<sub>2</sub> > 50 mm Hg) should be intubated.
- ▶ Arrhythmias complicate some hydrocarbon ingestion and/or inhalation and electrocardiographic evidence of myocardial damage has been reported; intravenous lines and cardiac monitors should be established in obviously symptomatic patients. The lungs excrete inhaled solvents, so that hyperventilation improves clearance.
- ▶ A chest x-ray should be taken immediately after stabilisation of breathing and circulation to document aspiration and detect the presence of pneumothorax.
- ▶ Epinephrine (adrenaline) is not recommended for treatment of bronchospasm because of potential myocardial sensitisation to catecholamines. Inhaled cardioselective bronchodilators (e.g. Alupent, Salbutamol) are the preferred agents, with aminophylline a second choice.
- ▶ Lavage is indicated in patients who require decontamination; ensure use.

These represent the determinants observed in specimens collected from a healthy worker exposed at the Exposure Standard (ES or TLV):

Determinant	Index	Sampling Time	Comments
o-Cresol in urine	0.5 mg/L	End of shift	B
Hippuric acid in urine	1.6 g/g creatinine	End of shift	B, NS
Toluene in blood	0.05 mg/L	Prior to last shift of workweek	

NS: Non-specific determinant; also observed after exposure to other material

B: Background levels occur in specimens collected from subjects NOT exposed

## SECTION 5 FIREFIGHTING MEASURES

### Extinguishing media

- ▶ Water spray or fog.
- ▶ Alcohol stable foam.
- ▶ Dry chemical powder.
- ▶ Carbon dioxide.

Do not use a water jet to fight fire.

### Special hazards arising from the substrate or mixture

<b>Fire Incompatibility</b>	▶ Avoid contamination with oxidising agents i.e. nitrates, oxidising acids, chlorine bleaches, pool chlorine etc. as ignition may result
-----------------------------	--

### Advice for firefighters

<b>Fire Fighting</b>	<ul style="list-style-type: none"> <li>▶ Alert Fire Brigade and tell them location and nature of hazard.</li> <li>▶ May be violently or explosively reactive.</li> <li>▶ Wear breathing apparatus plus protective gloves in the event of a fire.</li> <li>▶ Prevent, by any means available, spillage from entering drains or water course.</li> </ul>
<b>Fire/Explosion Hazard</b>	<ul style="list-style-type: none"> <li>▶ Liquid and vapour are highly flammable.</li> <li>▶ Severe fire hazard when exposed to heat, flame and/or oxidisers.</li> <li>▶ Vapour may travel a considerable distance to source of ignition.</li> <li>▶ Heating may cause expansion or decomposition leading to violent rupture of containers.</li> </ul> <p>Combustion products include:</p> <ul style="list-style-type: none"> <li>, carbon dioxide (CO<sub>2</sub>)</li> <li>, hydrogen chloride</li> <li>, phosgene</li> <li>, other pyrolysis products typical of burning organic material.</li> </ul> <p><b>Contains low boiling substance:</b> Closed containers may rupture due to pressure buildup under fire conditions. May emit clouds of acrid smoke</p>

## SECTION 6 ACCIDENTAL RELEASE MEASURES

### Personal precautions, protective equipment and emergency procedures

See section 8

### Environmental precautions

See section 12

### Methods and material for containment and cleaning up

<b>Minor Spills</b>	<ul style="list-style-type: none"> <li>▶ Remove all ignition sources.</li> <li>▶ Clean up all spills immediately.</li> <li>▶ Avoid breathing vapours and contact with skin and eyes.</li> <li>▶ Control personal contact with the substance, by using protective equipment.</li> </ul>
<b>Major Spills</b>	<ul style="list-style-type: none"> <li>▶ Clear area of personnel and move upwind.</li> <li>▶ Alert Fire Brigade and tell them location and nature of hazard.</li> <li>▶ May be violently or explosively reactive.</li> <li>▶ Wear breathing apparatus plus protective gloves.</li> </ul>

Personal Protective Equipment advice is contained in Section 8 of the SDS.

## SECTION 7 HANDLING AND STORAGE

### Precautions for safe handling

<b>Safe handling</b>	<ul style="list-style-type: none"> <li>▶ Containers, even those that have been emptied, may contain explosive vapours.</li> <li>▶ Do NOT cut, drill, grind, weld or perform similar operations on or near containers.</li> </ul> <p><b>Contains low boiling substance:</b> Storage in sealed containers may result in pressure buildup causing violent rupture of containers not rated appropriately.</p> <ul style="list-style-type: none"> <li>▶ Check for bulging containers.</li> <li>▶ Vent periodically</li> <li>▶ Always release caps or seals slowly to ensure slow dissipation of vapours</li> <li>▶ <b>DO NOT allow clothing wet with material to stay in contact with skin</b></li> <li>▶ Electrostatic discharge may be generated during pumping - this may result in fire.</li> <li>▶ Ensure electrical continuity by bonding and grounding (earthing) all equipment.</li> <li>▶ Restrict line velocity during pumping in order to avoid generation of electrostatic discharge (<math>\leq 1</math> m/sec until fill pipe submerged to twice its diameter, then <math>\leq 7</math> m/sec).</li> <li>▶ Avoid splash filling.</li> <li>▶ Avoid all personal contact, including inhalation.</li> <li>▶ Wear protective clothing when risk of exposure occurs.</li> <li>▶ Use in a well-ventilated area.</li> <li>▶ Prevent concentration in hollows and sumps.</li> </ul>
<b>Other information</b>	<ul style="list-style-type: none"> <li>▶ Store in original containers in approved flame-proof area.</li> <li>▶ No smoking, naked lights, heat or ignition sources.</li> <li>▶ <b>DO NOT store in pits, depressions, basements or areas where vapours may be trapped.</b></li> <li>▶ Keep containers securely sealed.</li> </ul>

### Conditions for safe storage, including any incompatibilities

<b>Suitable container</b>	<ul style="list-style-type: none"> <li>▶ Packing as supplied by manufacturer.</li> <li>▶ Plastic containers may only be used if approved for flammable liquid.</li> <li>▶ Check that containers are clearly labelled and free from leaks.</li> <li>▶ For low viscosity materials (i) : Drums and jerry cans must be of the non-removable head type. (ii) : Where a can is to be used as an inner package, the can must have a screwed enclosure.</li> <li>▶ For materials with a viscosity of at least 2680 cSt. (23 deg. C)</li> <li>▶ For manufactured product having a viscosity of at least 250 cSt.</li> </ul>
<b>Storage incompatibility</b>	<ul style="list-style-type: none"> <li>▶ Avoid reaction with oxidising agents</li> </ul>

## SECTION 8 EXPOSURE CONTROLS / PERSONAL PROTECTION

### Control parameters

#### OCCUPATIONAL EXPOSURE LIMITS (OEL)

#### INGREDIENT DATA

Source	Ingredient	Material name	TWA	STEL	Peak	Notes
New Zealand Workplace Exposure Standards (WES)	toluene	Toluene (Toluol)	50 ppm / 188 mg/m <sup>3</sup>	Not Available	Not Available	(skin) - Skin absorption
New Zealand Workplace Exposure Standards (WES)	acetone	Acetone	500 ppm / 1185 mg/m <sup>3</sup>	2375 mg/m <sup>3</sup> / 1000 ppm	Not Available	(bio) - Exposure can also be estimated by biological monitoring.





#### EMERGENCY LIMITS

Ingredient	Material name	TEEL-1	TEEL-2	TEEL-3
toluene	Toluene	Not Available	Not Available	Not Available
acetone	Acetone	Not Available	Not Available	Not Available

Ingredient	Original IDLH	Revised IDLH
toluene	500 ppm	Not Available
acetone	2,500 [LEL] ppm	Not Available
hexane isomers	Not Available	Not Available
polychloroprene rubbers	Not Available	Not Available
phenolic resins	Not Available	Not Available
performance additives	Not Available	Not Available

### Exposure controls

<b>Appropriate engineering controls</b>	<p>Engineering controls are used to remove a hazard or place a barrier between the worker and the hazard. Well-designed engineering controls can be highly effective in protecting workers and will typically be independent of worker interactions to provide this high level of protection.</p> <p>The basic types of engineering controls are:</p> <p>Process controls which involve changing the way a job activity or process is done to reduce the risk.</p> <p>Enclosure and/or isolation of emission source which keeps a selected hazard "physically" away from the worker and ventilation that strategically "adds" and "removes" air in the work environment.</p>
---	--

<b>Personal protection</b>	   
<b>Eye and face protection</b>	<ul style="list-style-type: none"> <li>▶ Safety glasses with side shields.</li> <li>▶ Chemical goggles.</li> <li>▶ Contact lenses may pose a special hazard; soft contact lenses may absorb and concentrate irritants. A written policy document, describing the wearing of lenses or restrictions on use, should be created for each workplace or task.</li> </ul>
<b>Skin protection</b>	See Hand protection below
<b>Hands/feet protection</b>	<ul style="list-style-type: none"> <li>▶ Wear chemical protective gloves, e.g. PVC.</li> <li>▶ Wear safety footwear or safety gumboots, e.g. Rubber</li> </ul> <p>The selection of suitable gloves does not only depend on the material, but also on further marks of quality which vary from manufacturer to manufacturer. Where the chemical is a preparation of several substances, the resistance of the glove material can not be calculated in advance and has therefore to be checked prior to the application.</p> <p>The exact break through time for substances has to be obtained from the manufacturer of the protective gloves and has to be observed when making a final choice.</p> <p>Personal hygiene is a key element of effective hand care.</p>
<b>Body protection</b>	See Other protection below
<b>Other protection</b>	<ul style="list-style-type: none"> <li>▶ Overalls.</li> <li>▶ PVC Apron.</li> <li>▶ PVC protective suit may be required if exposure severe.</li> <li>▶ Eyewash unit.</li> </ul> <p>Some plastic personal protective equipment (PPE) (e.g. gloves, aprons, overshoes) are not recommended as they may produce static electricity.</p> <p>For large scale or continuous use wear tight-weave non-static clothing (no metallic fasteners, cuffs or pockets).</p> <p>Non sparking safety or conductive footwear should be considered. Conductive footwear describes a boot or shoe with a sole made from a conductive compound chemically bound to the bottom components, for permanent control to electrically ground the foot and shall dissipate static electricity from the body to reduce the possibility of ignition of volatile compounds.</p>

## Recommended material(s)

### GLOVE SELECTION INDEX

Glove selection is based on a modified presentation of the:

**"Forsberg Clothing Performance Index".**

The effect(s) of the following substance(s) are taken into account in the **computer-generated** selection:

CRC (NZ) 8034, 8036, 8038, 8042 F38

Material	CPI
PE/EVAL/PE	A
TEFLON	B
BUTYL	C
BUTYL/NEOPRENE	C
CPE	C
HYPALON	C
NATURAL RUBBER	C
NATURAL+NEOPRENE	C
NEOPRENE	C
NEOPRENE/NATURAL	C
NITRILE	C
NITRILE+PVC	C
PVA	C
PVC	C
PVDC/PE/PVDC	C
SARANEX-23	C
SARANEX-23 2-PLY	C
VITON	C
VITON/CHLOROBUTYL	C
VITON/NEOPRENE	C

\* CPI - Chemwatch Performance Index

A: Best Selection

B: Satisfactory; may degrade after 4 hours continuous immersion

C: Poor to Dangerous Choice for other than short term immersion

**NOTE:** As a series of factors will influence the actual performance of the glove, a final selection must be based on detailed observation. -

## Respiratory protection

Type AX Filter of sufficient capacity. (AS/NZS 1716 & 1715, EN 143:2000 & 149:2001, ANSI Z88 or national equivalent)

Where the concentration of gas/particulates in the breathing zone, approaches or exceeds the "Exposure Standard" (or ES), respiratory protection is required.

Degree of protection varies with both face-piece and Class of filter; the nature of protection varies with Type of filter.

Required Minimum Protection Factor	Half-Face Respirator	Full-Face Respirator	Powered Air Respirator
up to 5 x ES	AX-AUS / Class 1	-	AX-PAPR-AUS / Class 1
up to 25 x ES	Air-line*	AX-2	AX-PAPR-2
up to 50 x ES	-	AX-3	-
50+ x ES	-	Air-line**	-

^ - Full-face

A(All classes) = Organic vapours, B AUS or B1 = Acid gasses, B2 = Acid gas or hydrogen cyanide(HCN), B3 = Acid gas or hydrogen cyanide(HCN), E = Sulfur dioxide(SO2), G = Agricultural chemicals, K = Ammonia(NH3), Hg = Mercury, NO = Oxides of nitrogen, MB = Methyl bromide, AX = Low boiling point organic compounds(below 65 degC)

Cartridge respirators should never be used for emergency ingress or in areas of unknown vapour concentrations or oxygen content. The wearer must be warned to leave the contaminated area immediately on detecting any odours through the respirator. The odour may indicate that the mask is not functioning properly, that the vapour concentration is too high, or that the mask is not properly fitted. Because of these limitations, only restricted use of cartridge respirators is considered appropriate.

\* Where the glove is to be used on a short term, casual or infrequent basis, factors such as "feel" or convenience (e.g. disposability), may dictate a choice of gloves which might otherwise be unsuitable following long-term or frequent use. A qualified practitioner should be consulted.

## SECTION 9 PHYSICAL AND CHEMICAL PROPERTIES

### Information on basic physical and chemical properties

<b>Appearance</b>	Honey coloured highly flammable liquid with a solvent odour; not miscible with water.		
<b>Physical state</b>	Liquid	<b>Relative density (Water = 1)</b>	0.835-0.845
<b>Odour</b>	Not Available	<b>Partition coefficient n-octanol / water</b>	Not Available
<b>Odour threshold</b>	Not Available	<b>Auto-ignition temperature (°C)</b>	Not Available
<b>pH (as supplied)</b>	Not Applicable	<b>Decomposition temperature</b>	Not Available
<b>Melting point / freezing point (°C)</b>	Not Available	<b>Viscosity (cSt)</b>	Not Available
<b>Initial boiling point and boiling range (°C)</b>	54	<b>Molecular weight (g/mol)</b>	Not Applicable
<b>Flash point (°C)</b>	-15	<b>Taste</b>	Not Available
<b>Evaporation rate</b>	Not Available	<b>Explosive properties</b>	Not Available
<b>Flammability</b>	HIGHLY FLAMMABLE.	<b>Oxidising properties</b>	Not Available
<b>Upper Explosive Limit (%)</b>	7	<b>Surface Tension (dyn/cm or mN/m)</b>	Not Available
<b>Lower Explosive Limit (%)</b>	1	<b>Volatile Component (%vol)</b>	Not Available
<b>Vapour pressure (kPa)</b>	24.1 @ 20 C	<b>Gas group</b>	Not Available
<b>Solubility in water (g/L)</b>	Immiscible	<b>pH as a solution (1%)</b>	Not Applicable
<b>Vapour density (Air = 1)</b>	Not Available	<b>VOC g/L</b>	Not Available

## SECTION 10 STABILITY AND REACTIVITY

<b>Reactivity</b>	See section 7
<b>Chemical stability</b>	<ul style="list-style-type: none"> <li>▶ Unstable in the presence of incompatible materials.</li> <li>▶ Product is considered stable.</li> <li>▶ Hazardous polymerisation will not occur.</li> </ul>
<b>Possibility of hazardous reactions</b>	See section 7
<b>Conditions to avoid</b>	See section 7
<b>Incompatible materials</b>	See section 7
<b>Hazardous decomposition products</b>	See section 5

## SECTION 11 TOXICOLOGICAL INFORMATION

### Information on toxicological effects

<b>Inhaled</b>	<p>Inhalation of vapours may cause drowsiness and dizziness. This may be accompanied by sleepiness, reduced alertness, loss of reflexes, lack of co-ordination, and vertigo.</p> <p>Inhalation of vapours or aerosols (mists, fumes), generated by the material during the course of normal handling, may be damaging to the health of the individual.</p> <p>There is some evidence to suggest that the material can cause respiratory irritation in some persons. The body's response to such irritation can cause further lung damage.</p> <p>Inhalation hazard is increased at higher temperatures.</p> <p>Inhalation of high concentrations of gas/vapour causes lung irritation with coughing and nausea, central nervous depression with headache and dizziness, slowing of reflexes, fatigue and inco-ordination.</p>
<b>Ingestion</b>	<p>Accidental ingestion of the material may be harmful; animal experiments indicate that ingestion of less than 150 gram may be fatal or may produce serious damage to the health of the individual.</p> <p>Considered an unlikely route of entry in commercial/industrial environments. The liquid may produce gastrointestinal discomfort and may be harmful if swallowed.</p>
<b>Skin Contact</b>	<p>Repeated exposure may cause skin cracking, flaking or drying following normal handling and use.</p> <p>Skin contact with the material may damage the health of the individual; systemic effects may result following absorption.</p> <p>Open cuts, abraded or irritated skin should not be exposed to this material</p>

<b>Eye</b>	There is evidence that material may produce eye irritation in some persons and produce eye damage 24 hours or more after instillation. Severe inflammation may be expected with pain.
<b>Chronic</b>	<p>Harmful: danger of serious damage to health by prolonged exposure through inhalation.</p> <p>This material can cause serious damage if one is exposed to it for long periods. It can be assumed that it contains a substance which can produce severe defects.</p> <p>Based on experience with animal studies, exposure to the material may result in toxic effects to the development of the foetus, at levels which do not cause significant toxic effects to the mother.</p> <p>Prolonged or repeated skin contact may cause drying with cracking, irritation and possible dermatitis following.</p> <p>There has been some concern that this material can cause cancer or mutations but there is not enough data to make an assessment.</p> <p>Substance accumulation, in the human body, may occur and may cause some concern following repeated or long-term occupational exposure.</p> <p>Intentional abuse (glue sniffing) or occupational exposure to toluene can result in chronic habituation. Chronic abuse has caused inco-ordination, tremors of the extremities (due to widespread cerebrum withering), headache, abnormal speech, temporary memory loss, convulsions, coma, drowsiness, reduced colour perception, blindness, nystagmus (rapid, involuntary eye movements), hearing loss leading to deafness and mild dementia.</p>

<b>CRC (NZ) 8034, 8036, 8038, 8042 F38</b>	<b>TOXICITY</b>	<b>IRRITATION</b>
	Not Available	Not Available
<b>toluene</b>	<b>TOXICITY</b>	<b>IRRITATION</b>
	Dermal (rabbit) LD50: 12124 mg/kg <sup>[2]</sup>	Eye (rabbit): 2mg/24h - SEVERE
	Inhalation (rat) LC50: 49 mg/l/4H <sup>[2]</sup>	Eye (rabbit):0.87 mg - mild
	Oral (rat) LD50: 636 mg/kg <sup>[2]</sup>	Eye (rabbit):100 mg/30sec - mild
		Skin (rabbit):20 mg/24h-moderate
		Skin (rabbit):500 mg - moderate
<b>acetone</b>	<b>TOXICITY</b>	<b>IRRITATION</b>
	Dermal (rabbit) LD50: 20000 mg/kg <sup>[2]</sup>	Eye (human): 500 ppm - irritant
	Inhalation (rat) LC50: 100.2 mg/l/8hr <sup>[2]</sup>	Eye (rabbit): 20mg/24hr - moderate
	Oral (rat) LD50: 5800 mg/kg <sup>[2]</sup>	Eye (rabbit): 3.95 mg - SEVERE
		Skin (rabbit): 500 mg/24hr - mild
		Skin (rabbit):395mg (open) - mild
<b>Legend:</b>	1. Value obtained from Europe ECHA Registered Substances - Acute toxicity 2. * Value obtained from manufacturer's SDS. Unless otherwise specified data extracted from RTECS - Register of Toxic Effect of chemical Substances	

<b>CRC (NZ) 8034, 8036, 8038, 8042 F38</b>	The material may produce severe irritation to the eye causing pronounced inflammation. Repeated or prolonged exposure to irritants may produce conjunctivitis.
<b>CRC (NZ) 8034, 8036, 8038, 8042 F38 &amp; TOLUENE &amp; ACETONE</b>	The material may cause skin irritation after prolonged or repeated exposure and may produce on contact skin redness, swelling, the production of vesicles, scaling and thickening of the skin.
<b>CRC (NZ) 8034, 8036, 8038, 8042 F38 &amp; TOLUENE</b>	Acute toxicity: Humans exposed to high levels of toluene for short periods of time experience adverse central nervous system effects ranging from headaches to intoxication, convulsions, narcosis (sleepiness) and death. When inhaled or swallowed, toluene can cause severe central nervous system depression, and in large doses has a narcotic effect. 60mL has caused death. Death of heart muscle fibres, liver swelling, congestion and bleeding of the lungs and kidney injury were all found on autopsy.
<b>CRC (NZ) 8034, 8036, 8038, 8042 F38 &amp; ACETONE</b>	The acute toxicity of acetone is low. Acetone is not a skin irritant or sensitizer, but it removes fat from the skin, and it also irritates the eye. Animal testing shows acetone may cause macrocytic anaemia. Studies in humans have shown that exposure to acetone at a level of 2375 mg/cubic metre has not caused neurobehavioural deficits.

<b>Acute Toxicity</b>	✓	<b>Carcinogenicity</b>	⊘
<b>Skin Irritation/Corrosion</b>	✓	<b>Reproductivity</b>	✓
<b>Serious Eye Damage/Irritation</b>	✓	<b>STOT - Single Exposure</b>	✓
<b>Respiratory or Skin sensitisation</b>	⊘	<b>STOT - Repeated Exposure</b>	✓
<b>Mutagenicity</b>	⊘	<b>Aspiration Hazard</b>	✓

**Legend:** ✗ – Data available but does not fill the criteria for classification  
 ✓ – Data available to make classification  
 ⊘ – Data Not Available to make classification

## SECTION 12 ECOLOGICAL INFORMATION

### Toxicity



CRC (NZ) 8034, 8036, 8038, 8042 F38	ENDPOINT	TEST DURATION (HR)	SPECIES	VALUE	SOURCE
	Not Available	Not Available		Not Available	Not Available

toluene	ENDPOINT	TEST DURATION (HR)	SPECIES	VALUE	SOURCE
	LC50	96	Fish	0.0073mg/L	4
	EC50	48	Crustacea	3.78mg/L	5
	EC50	72	Algae or other aquatic plants	12.5mg/L	4
	BCF	24	Algae or other aquatic plants	10mg/L	4
	NOEC	168	Crustacea	0.74mg/L	5

acetone	ENDPOINT	TEST DURATION (HR)	SPECIES	VALUE	SOURCE
	LC50	96	Fish	>100mg/L	4
	EC50	48	Crustacea	>100mg/L	4
	EC50	96	Algae or other aquatic plants	20.565mg/L	4
	NOEC	96	Algae or other aquatic plants	4.950mg/L	4

**Legend:** *Extracted from 1. IUCLID Toxicity Data 2. Europe ECHA Registered Substances - Ecotoxicological Information - Aquatic Toxicity 3. EPIWIN Suite V3.12 (QSAR) - Aquatic Toxicity Data (Estimated) 4. US EPA, Ecotox database - Aquatic Toxicity Data 5. ECETOC Aquatic Hazard Assessment Data 6. NITE (Japan) - Bioconcentration Data 7. METI (Japan) - Bioconcentration Data 8. Vendor Data*

Environmental Fate: Large, molecularly complex polycyclic aromatic hydrocarbons, or PAHs, are persistent in the environment longer than smaller PAHs. Atmospheric Fate: PAHs are "semi-volatile substances" which can move between the atmosphere and the Earth's surface in repeated, temperature-driven cycles of deposition and volatilization. Terrestrial Fate: BTEX compounds have the potential to move through soil and contaminate ground water, and their vapors are highly flammable and explosive.

Ecotoxicity - Within an aromatic series, acute toxicity increases with increasing alkyl substitution on the aromatic nucleus.

For Ketones: Ketones, unless they are alpha, beta--unsaturated ketones, can be considered as narcosis or baseline toxicity compounds.

Aquatic Fate: Hydrolysis of ketones in water is thermodynamically favourable only for low molecular weight ketones. Reactions with water are reversible with no permanent change in the structure of the ketone substrate. Ketones are stable to water under ambient environmental conditions.

Half-life (hr) H2O surface water : 5.55-528;

Half-life (hr) H2O ground : 168-2628;

E-03BOD 5 0.86-2.12, 5%COD - 0.7-2.52,21-27%;

Atmospheric Fate: The majority of toluene evaporates to the atmosphere from the water and soil. The main degradation pathway for toluene in the atmosphere is reaction with photochemically produced hydroxyl radicals. The estimated atmospheric half life for toluene is about 13 hours.

Atmospheric Fate: Acetone preferentially locates in the air compartment when released to the environment. In air, acetone is lost by photolysis and reaction with photochemically produced hydroxyl radicals; the estimated half-life of these combined processes is about 22 days.

**DO NOT discharge into sewer or waterways.**

### Persistence and degradability

Ingredient	Persistence: Water/Soil	Persistence: Air
toluene	LOW (Half-life = 28 days)	LOW (Half-life = 4.33 days)
acetone	LOW (Half-life = 14 days)	MEDIUM (Half-life = 116.25 days)

### Bioaccumulative potential

Ingredient	Bioaccumulation
toluene	LOW (BCF = 90)
acetone	LOW (BCF = 0.69)

### Mobility in soil

Ingredient	Mobility
toluene	LOW (KOC = 268)
acetone	HIGH (KOC = 1.981)

## SECTION 13 DISPOSAL CONSIDERATIONS

### Waste treatment methods

Product / Packaging disposal	<ul style="list-style-type: none"> <li>Containers may still present a chemical hazard/ danger when empty.</li> <li>Return to supplier for reuse/ recycling if possible.</li> </ul>
	<p>Otherwise:</p> <ul style="list-style-type: none"> <li>If container can not be cleaned sufficiently well to ensure that residuals do not remain or if the container cannot be used to store the same product, then puncture containers, to prevent re-use, and bury at an authorised landfill.</li> <li>Where possible retain label warnings and SDS and observe all notices pertaining to the product.</li> </ul> <p>Legislation addressing waste disposal requirements may differ by country, state and/ or territory. Each user must refer to</p>

laws operating in their area. In some areas, certain wastes must be tracked.  
A Hierarchy of Controls seems to be common - the user should investigate:

- ▶ Reduction
- ▶ Reuse
- ▶ Recycling
- ▶ Disposal (if all else fails)

This material may be recycled if unused, or if it has not been contaminated so as to make it unsuitable for its intended use.

- ▶ **DO NOT allow wash water from cleaning or process equipment to enter drains.**
- ▶ It may be necessary to collect all wash water for treatment before disposal.
- ▶ In all cases disposal to sewer may be subject to local laws and regulations and these should be considered first.
- ▶ Where in doubt contact the responsible authority.
- ▶ Recycle wherever possible.
- ▶ Consult manufacturer for recycling options or consult local or regional waste management authority for disposal if no suitable treatment or disposal facility can be identified.
- ▶ Dispose of by: burial in a land-fill specifically licensed to accept chemical and / or pharmaceutical wastes or Incineration in a licensed apparatus (after admixture with suitable combustible material).
- ▶ Decontaminate empty containers.

Ensure that the hazardous substance is disposed in accordance with the Hazardous Substances (Disposal) Notice 2017

## Disposal Requirements

The hazardous substance must only be disposed if it has been treated by a method that changed the characteristics or composition of the substance and it is no longer hazardous.

## SECTION 14 TRANSPORT INFORMATION

### Labels Required

	
<b>Marine Pollutant</b>	NO
<b>HAZCHEM</b>	•3YE

### Land transport (UN)

<b>UN number</b>	1133
<b>UN proper shipping name</b>	ADHESIVES containing flammable liquid
<b>Transport hazard class(es)</b>	Class : 3 Subrisk : Not Applicable
<b>Packing group</b>	II
<b>Environmental hazard</b>	Not Applicable
<b>Special precautions for user</b>	Special provisions : Not Applicable Limited quantity : 5 L

### Air transport (ICAO-IATA / DGR)

<b>UN number</b>	1133
<b>UN proper shipping name</b>	Adhesives containing flammable liquid
<b>Transport hazard class(es)</b>	ICAO/IATA Class : 3 ICAO / IATA Subrisk : Not Applicable ERG Code : 3L
<b>Packing group</b>	II
<b>Environmental hazard</b>	Not Applicable
<b>Special precautions for user</b>	Special provisions : A3 Cargo Only Packing Instructions : 364 Cargo Only Maximum Qty / Pack : 60 L Passenger and Cargo Packing Instructions : 353 Passenger and Cargo Maximum Qty / Pack : 5 L

Passenger and Cargo Limited Quantity Packing Instructions	Y341
Passenger and Cargo Limited Maximum Qty / Pack	1 L

### Sea transport (IMDG-Code / GGVSee)

<b>UN number</b>	1133	
<b>UN proper shipping name</b>	ADHESIVES containing flammable liquid	
<b>Transport hazard class(es)</b>	IMDG Class	3
	IMDG Subrisk	Not Applicable
<b>Packing group</b>	II	
<b>Environmental hazard</b>	Not Applicable	
<b>Special precautions for user</b>	EMS Number	F-E , S-D
	Special provisions	Not Applicable
	Limited Quantities	5 L

### Transport in bulk according to Annex II of MARPOL and the IBC code

Not Applicable

## SECTION 15 REGULATORY INFORMATION

### Safety, health and environmental regulations / legislation specific for the substance or mixture

This substance is to be managed using the conditions specified in an applicable Group Standard

HSR Number	Group Standard
HSR002662	Surface Coatings and Colourants (Flammable) Group Standard 2017

### TOLUENE(108-88-3) IS FOUND ON THE FOLLOWING REGULATORY LISTS

International Agency for Research on Cancer (IARC) - Agents Classified by the IARC Monographs  
New Zealand Hazardous Substances and New Organisms (HSNO) Act - Classification of Chemicals

New Zealand Inventory of Chemicals (NZIoC)  
New Zealand Workplace Exposure Standards (WES)

### ACETONE(67-64-1) IS FOUND ON THE FOLLOWING REGULATORY LISTS

New Zealand Hazardous Substances and New Organisms (HSNO) Act - Classification of Chemicals  
New Zealand Inventory of Chemicals (NZIoC)

New Zealand Workplace Exposure Standards (WES)

### Location Test Certificate

Subject to Regulation 55 of the Hazardous Substances (Classes 1 to 5 Controls) Regulations, a location test certificate is required when quantity greater than or equal to those indicated below are present.

Hazard Class	Quantity beyond which controls apply for closed containers	Quantity beyond which controls apply when use occurring in open containers
3.1B	100 L in containers greater than 5 L 250 L in containers up to and including 5 L	50 L 50 L

### Approved Handler

Subject to Regulation 56 of the Hazardous Substances (Classes 1 to 5 Controls) Regulations and Regulation 9 of the Hazardous Substances (Classes 6, 8, and 9 Controls) Regulations, the substance must be under the personal control of an Approved Handler when present in a quantity greater than or equal to those indicated below.

Class of substance	Quantities
3.1B	250 L (when in containers greater than 5 L) 500 L (when in containers up to and including 5 L)

Refer Group Standards for further information

### Tracking Requirements

Not Applicable

### National Inventory Status

National Inventory	Status
Australia - AICS	Y

Canada - DSL	Y
Canada - NDSL	N (toluene; acetone)
China - IECSC	Y
Europe - EINEC / ELINCS / NLP	Y
Japan - ENCS	Y
Korea - KECI	Y
New Zealand - NZIoC	Y
Philippines - PICCS	Y
USA - TSCA	Y
<b>Legend:</b>	Y = All ingredients are on the inventory N = Not determined or one or more ingredients are not on the inventory and are not exempt from listing(see specific ingredients in brackets)

## SECTION 16 OTHER INFORMATION

<b>Revision Date</b>	07/09/2017
<b>Initial Date</b>	Not Available

### Other information

Classification of the preparation and its individual components has drawn on official and authoritative sources as well as independent review by the Chemwatch Classification committee using available literature references.

The SDS is a Hazard Communication tool and should be used to assist in the Risk Assessment. Many factors determine whether the reported Hazards are Risks in the workplace or other settings. Risks may be determined by reference to Exposures Scenarios. Scale of use, frequency of use and current or available engineering controls must be considered.

### Definitions and abbreviations

PC—TWA: Permissible Concentration-Time Weighted Average  
PC—STEL: Permissible Concentration-Short Term Exposure Limit  
IARC: International Agency for Research on Cancer  
ACGIH: American Conference of Governmental Industrial Hygienists  
STEL: Short Term Exposure Limit  
TEEL: Temporary Emergency Exposure Limit.  
IDLH: Immediately Dangerous to Life or Health Concentrations  
OSF: Odour Safety Factor  
NOAEL :No Observed Adverse Effect Level  
LOAEL: Lowest Observed Adverse Effect Level  
TLV: Threshold Limit Value  
LOD: Limit Of Detection  
OTV: Odour Threshold Value  
BCF: BioConcentration Factors  
BEI: Biological Exposure Index

Apart from any fair dealing for the purposes of private study, research, review or criticism, as permitted under the Copyright Act, no part may be reproduced by any process without written permission from CHEMWATCH.  
TEL (+61 3) 9572 4700.