


Engine Start-up Guide

Freecall (AUS) 1800 069 486
(NZ) 0508 069 486

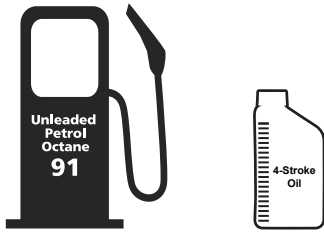
www.ozito.com.au



PTP-425

1. The PTP-425 is a 4 stroke Transer Pump and before starting requires...

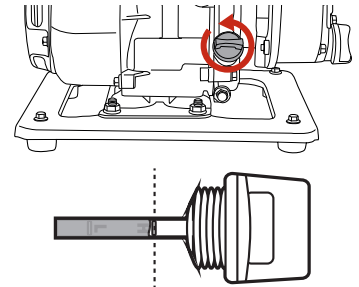
- Fuel
Use **91 Octane** Unleaded Petrol
- Oil
Use **SAE10W30 or 5W30 4-Stroke** Oil.



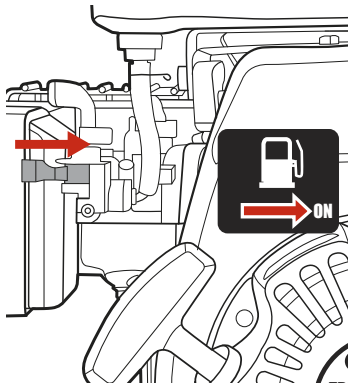
2. Remove the fuel cap and pour unleaded petrol (91 RON). Do not use ethenol blended fuels. Fuel tank capacity is 1.4L. After refuelling, make sure the fuel cap is closed properly and securely.



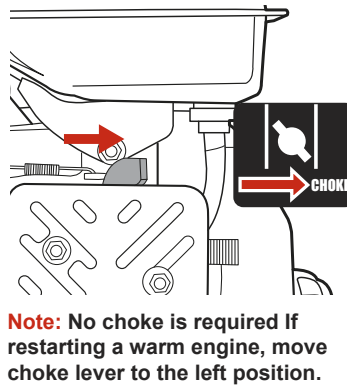
3. Unscrew the dipstick and fill the oil tank until it reaches the max indicator on the dipstick. Oil tank capacity is 400ml. Ensure the dipstick is screwed back on once filled.



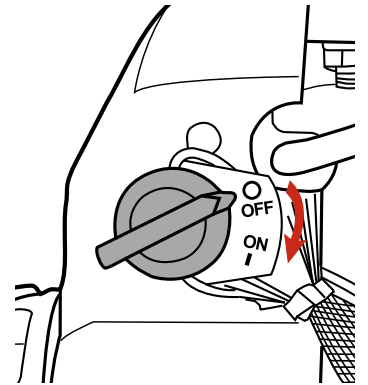
4. Move the fuel lever to the right (ON position).



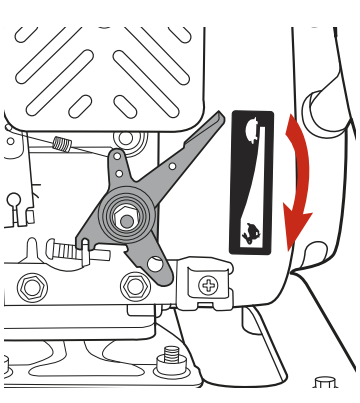
5. Move the choke lever to the right (CHOKE position).



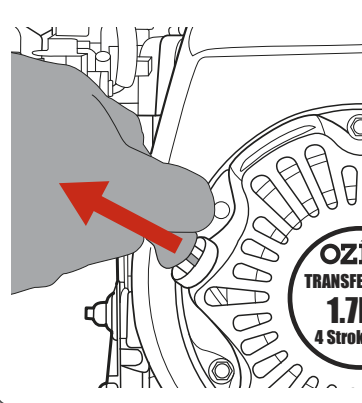
6. Turn the engine on/off switch to the ON (I) position.



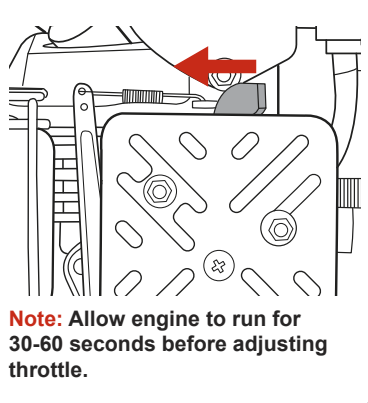
7. Move the throttle down (fast position).



8. Pull recoil starter until engine starts.



9. Once started move the choke lever to the left.



Note: This is a guide only, please ensure you read and understand the instruction manual.

Have any questions, call Ozito (Aus) 1800 069 486 (NZ) 0508 069 486