

## Maintenance

Reapply CD50 as necessary to retain the natural beauty and colour of the timber. Reapplication time can be from 2 to 6 years – this depends on timber type, and exposure to weather and sunlight.

Where UV exposure is extreme, eg. coastal and fully exposed conditions, reapplication times may be reduced accordingly.

Coloured horizontal exterior surfaces exposed to full sunlight such as decks and handrails may require annual maintenance.

Reapplication involves simply washing down with SARAClean, and when dry, reapplying CD50. Between applications, keep surfaces clean – wash off any accumulated dirt.

## Interior use

Use CD50 Clear or with a colourtone. For a low sheen natural finish, buff the surface with a soft dry cloth, after CD50 has been absorbed. This is unnecessary for beams, ceilings, etc. CD50 may be affected by mild chemical liquids such as soap, detergent, spa water, wine and urine. When used in areas at risk from these fluids, protect the surfaces with WETSHIELD Low Sheen Urethane.

WETSHIELD should also be used on level surfaces where objects may be placed, as some objects may be affected by the oil. WETSHIELD is compatible with CD50, will not yellow, and gives a protective, wipeable surface.

## Technical Information

### Joinery, glazing and glues

The first application of CD50 can be factory dipped or sprayed onto joinery. Further applications can be carried out on site to complete timber protection.

Holdfast 'Fix-All', Holdfast 'Gorilla Glue', Bostik 'Seal N Flex', Bostik 'SAFESTud' or 3M 'Scotch-Seal' are sealants which will adhere to timber protected with CD50.

If glazing with linseed oil putty or similar, 'stripe' the glazing rebate with 2 coats of WETSHIELD. When fully cured, glaze as normal.

### Storage

Do not expose pails to fluctuations in temperature. Do not store for longer than 2 years, as pails may split. Do not store where damage could occur if pails split. Store CD50 in a cool dry place with the lid on tightly. Do not let pails get too hot (over 50°C).

## To protect adjacent materials

Where Gib, plaster or any other absorbent material abuts timber protected with CD50, 'stripe' the mating surfaces or edges with 2 coats of WETSHIELD to prevent CD50 migrating into the absorbent material.

Timber protected with CD50 can become stained if in constant contact with bituminous-type materials. Exterior painted or plastered wall surfaces situated below timbers protected with CD50 may be stained with leachate from above. To minimise this, paint edges underneath the timber with 2 coats of WETSHIELD.

## Fastenings

CD50 will not corrode galvanised iron, silicon bronze, stainless steel or copper nails. Colourtones may lightly stain lead flashing and other substrates contacted by leachate.

## Garage doors

CD50 will dissolve rubber-based adhesives. If the glue holding the timber to the frame is rubber-based, or of unknown origin, run glazing sealer along the back of the door where the timber meets the frame. Then the timber will remain intact if the CD50 weakens the adhesive.

## Butynol surfaces

CD50 will affect Butynol and rubber surfaces if not wiped off soon after contact. CD50 applied to wooden shingles does not usually affect the Butynol underlay.

## Weather and temperature

Cold temperatures affect the viscosity of CD50 and slow the rate of absorption. Place containers in a warm place prior to use. Moisture content of timber must be below 17%. DO NOT apply CD50 to exterior timbers if rain is likely within 6-8 hours of application.

## Mould and Fungus

Timber must be free of mould before application. Even clean looking timber may be contaminated with mould spores. If CD50 is applied over mould spores, dark stains will appear.

If in doubt, clean timber with SARAClean and allow to dry, before applying CD50. If staining occurs, use WAY2GO to remove stains, or contact Churton Pacific for advice.

## Preparation products

### SARAClean Surface Active Restoration Agent

- For cleaning and preparing timber surfaces before applying CD50. Also general cleaning of concrete, bricks, blocks, paint, timber, paths, etc.
- SARAClean removes dirt, pollen, salt, oxidised timber, mould, moss, fungus, etc.

SARAClean is safe for humans, animals and the environment – it is biodegradable. It will not harm plants, rubber, glass, paint, aluminium and most other surfaces.

Dissolve one packet of SARAClean in 10 litres of clean water. Saturate the surface to be cleaned. Leave for 20 to 30 minutes – spray with water if timber starts to dry.

Wash off with a strong water wash – preferably with a low pressure waterblaster (up to 70 bar/1000psi). On soft timber do not exceed 600psi.

### WAY2GO

#### Concentrated Cleaner

- For restoring the surface character of timber – to near new condition.
- For removal of stubborn stains, watermarks, sap and resin stains, fungal and algae stains, green tanning stains.

Apply WAY2GO to wet timber surface. Leave between 2 and 24 hours (no longer than 2 hours on ply) depending on stain. Wash off with a strong water wash (see SARAClean above) ensuring all WAY2GO is removed.



## Environmental and safety information

**RISK:** Harmful. Low viscosity material may cause lung damage if swallowed. Irritating to eyes and skin. Harmful to aquatic organisms.

**SAFETY:** Keep out of reach of children. Avoid contact with eyes and skin. Handle in accordance with good industrial hygiene and safety practices.

**FIRST AID:** If swallowed, do not induce vomiting, but contact a doctor or Poisons Information Centre immediately and show container or label. In case of contact with eyes, rinse immediately with plenty of water and contact a doctor or Poisons Information Centre. After contact with skin, remove contaminated clothing and wash immediately with plenty of soap and water.

**SPILLS/LEAKS:** Contain and recover spilled material.

**FIRE:** In case of fire, use dry chemical, foam or carbon dioxide. Fires in enclosed spaces should be dealt with by trained personnel wearing approved breathing apparatus.

Additional information is available in the Material Safety Data Sheet (MSDS), available from Churton Pacific Ltd or [www.chemisys.co.nz](http://www.chemisys.co.nz)

## Availability

CD50 Liquid Art, and associated cleaning and maintenance products, are available from selected paint and hardware stores, or by contacting Churton Pacific.

Free testpots, brochures and DVDs are also available.



ph: 0800 107 555 / +64 9 478 4370 • fax: +64 9 478 4370  
email: [churton@churton.com](mailto:churton@churton.com) • web: [www.churton.com](http://www.churton.com)  
15a Vega Place, Mairangi Bay Industrial Estate, Auckland 0632

Reseller Information

# CD50 liquid art


YOUR  
TIMBER  
FINISHING  
SOLUTION



Antique Gold



Autumntone



Walnut



Kwila



Black Ash



Chestnut



Sunset



Blackball



Hickory



New Bronzestone



Browntone



Manuka



Pewter Grey



Rustic Gold




Cedartone



Santos Grey




Scorched Red



Smokey Grey



Grey Mist



Blue Slate



Please note: These colours are just a guide. Final colours will depend on timber used. Testspots are available.

## Timber – building naturally

Timber is a beautiful, natural, durable building material which should be used to its best advantage. It took years to grow, and will last decades if maintained properly. In the harsh New Zealand sun, timber can become dry and brittle – splitting, warping and cupping. And unsightly mould and fungus grows, leading to a faster deterioration of your home – your biggest asset.

CD50 is the solution. A deeply penetrating timber preservative oil, CD50 will protect your timber from within.

## CD50 – the ideal protection

CD50 is a specially formulated protective oil for interior and exterior wood, designed to penetrate deeply into any species of timber.

Copper 8, the active ingredient, is a safe to use, ultra-violet stable fungicide highly effective against decay, fungus and mould.

CD50 provides water repellency and helps control warping, cupping and splitting. As CD50 is not a film-forming product, it will not crack, peel or flake. Future maintenance involves only a wash down, no sanding, resulting in significant savings.

## Colourtones

When CD50 Clear is used on exterior surfaces, it will silver naturally with exposure to sunlight, while the CD50 deep inside the timber continues to protect. If the natural colour is to be retained or enhanced, a colourtone can be added to the CD50. Alternatively, CD50 can be used clear, and the timber washed with WAY2GO regularly to remove silvered fibres.

When selecting a Colourtone, allow for differences in timber colour and character which will influence the final colour.

Allow also for some natural lightening to take place over the first three to eight months, as weathering occurs.

Colour retention is more durable on rough sawn timber. To maximise colour retention, use Colourtone in all applications.

## Instructions for use

CD50 must be able to penetrate freely into the timber. Anything that inhibits this, eg. surface barriers, sealants, retained moisture or insufficient time between coats, must be avoided.

### On new timber

- Timber must be dry (less than 17% retained moisture).
- Ensure there are no sealants or barriers that could affect the penetration of CD50.
- Use the correct size Colourtone for the pail or can of CD50. (If not using a Colourtone, the timber will silver with exposure to sunlight.)
- Shake/stir the Colourtone to ensure it is evenly dispersed before adding to CD50.
- Add all of the Colourtone to the appropriate pail or can.
- Stir thoroughly before use and frequently during use.
- Do not dilute, add thinners or alter in any way.
- Apply CD50 to both sides of weatherboards before fixing (where possible).
- Apply evenly with brush, speedbrush, spray or roller.
- Avoid excess drips and runs. Timber should be only slightly oily after application.
- Apply second coat at least 2 weeks after first coat (preferably between 4 weeks and 6 months), depending on the porosity of the timber.
- Apply second coat after completion of all dusty earthworks (timber may require light wash to remove dirt).
- Wash up in turps or detergent.
- Do not use on veneers.

- On some plywoods, CD50 may accentuate characteristics in the underlying layers. The use of Colourtones can help camouflage this. Contact Churton Pacific for advice.
- Thicker timbers (posts, logs, beams) require extra applications of CD50, alternatively use CD50 Extreme.
- Penetration takes longer on new hardwood timber.

### LOSP treated timber

CD50 can be used on LOSP or temporary wax coatings where wax levels are less than 2%. LOSP must have thoroughly evaporated (dried) until no smell remains. On dressed LOSP timber – brush 1st coat on sparingly.

### Use on old, dirty or weathered timber

- Prepare first with SARAClean to remove dirt, mould and silvered fibres.
- If necessary, use WAY2GO to remove tough stains such as watermarks, grease and resin stains.
- When completely dry – apply CD50.

**IMPORTANT – CD50 must be used exactly as supplied. Do not add thinners or alter in any way at all. When using Colourtoned CD50, stir frequently.**

### Use on existing or failed coatings

Timber with film-forming products (conventional stains, paint, oil, polyurethane, varnish, etc) can be restored to near original character. This involves specialist chemicals and may be a complex process. After removal, the application of CD50 will help control exterior timbers that are warped and cupped. Contact Churton Pacific for more details.

## Coverage

Typical averages for common cladding materials, eg. Cedar, Pine, Douglas Fir, Macrocarpa.

New dressed timber	12-15 sq m/litre
New rusticated or bandsawn timber	7-9 sq m/litre
Old restored dressed timber	7-9 sq m/litre
Old restored rusticated timber	4-7 sq m/litre
Shingles	2-5 sq m/litre

CD50 is listed in the *Building Biology and Ecology Directory* of eco-friendly and safe products.

Do not be fooled by imitations, CD50 is the original, deep penetrating, preservative oil for timber.



BEFORE



AFTER

*"Your home is your biggest asset.*

*CD50 is the ideal solution.*

*A deeply penetrating timber preservative oil, CD50 will protect your timber from within."*