

THERE IS ALWAYS BLUE OVERHEAD WITH SUNLITE PVC SHEETING


Why let a spot of rain prevent you from enjoying the outdoors? Install SUNLITE PVC sheeting over your pergola, decks, patios and carport and stay dry regardless of what mother nature dishes out.

SUNLITE PVC sheeting comes in subtle light blue tonings and clear to blend in with any home décor. In fact, it's so versatile you can even use it in windbreaks or fences.

It's the low-cost way to make the most of your indoor-outdoor living. And it's so simple to install. You can buy sheets ready to go in a choice of four popular sizes, or cut them to size using your tin snips (it really is that easy).

Sheets and fixing screws are available from leading builders merchants throughout the country.

So get yourself some SUNLITE - and let it rain, let it rain...



STORAGE, HANDLING AND MAINTENANCE

Stacked sheets should not be stored in direct sunlight. In cooler temperatures handle with care. Wash down regularly with warm soapy water. If walking on installed sheet use crawling boards placed above structural supports. Failure to comply with these directions may affect the quality of the sheet.

IMPORTANT NOTE

SUNLITE contains a UV stabiliser that slows the effects of the sun's punishing treatment on the sheet. However, this stabiliser does not protect the sheet altogether.

We therefore suggest that you do not use SUNLITE for skylights in your home. The best option for this would be Suntuf Polycarbonate Sheets. It is far more durable. Please refer to the Suntuf brochure for more details.

Another area where you should not use SUNLITE is in the main envelope of your home (such as the roof).

**FOR FURTHER DETAILS OF OUR GUARANTEES,
PLEASE CONTACT US ON 0800 786 883 OR VISIT
WWW.PSP.CO.NZ.**

PSP

BUILDING BRANDS
www.psp.co.nz

7691 V02-14

PSP

BUILDING BRANDS

www.psp.co.nz

Sunlite™

PVC SHEETING

5 YEAR
Warranty
clear only

5 YEARS
loss of light
transmission
clear only

Let it rain!



EASY INSTALLATION

SUNLITE should be installed with the sticker “SUNLITE” facing the sunlight. The sticker should be removed immediately after installation. When cutting SUNLITE we suggest you use tin snips. When cutting SUNLITE with tin snips, raise the larger of the sections up as you cut across the corrugations maintaining light tension and allowing the smaller offcut to drop. While cutting, never completely close the snips, as this may cause splitting.

PURLINS AND STUD SPACING

SUNLITE sheeting should normally be fixed to purlins or studs erected at a maximum of 900mm centres. In areas exposed to high wind, spacing should be reduced to 750mm centres.

ROOF PITCH

SUNLITE sheeting will provide correct run off of rain-water when the roof pitch is ten degrees or greater. If a flatter pitch is required then additional weather-proofing should be attained through the use of extra flashing or sealing with a neutral-cured silicone.

SHEET PROFILE

	Clear	Translucent Blue
Width	660mm	690mm
Coverage	610mm	610mm
Profile Height	18mm	17mm
Sheets Lengths	1800mm, 2400mm, 3000mm, 3600mm	1800mm, 2400mm, 3000mm, 3600mm
Average Weight	1.26 kgs per m ²	1.29 kgs per m ²
Thickness	0.8mm	0.8mm

FASTENINGS AND FIXINGS - TRANSLUCENT BLUE

SUNLITE is easy to fix with SUNLITE fixing screws. 8mm screw holes should be drilled prior to fixing, using a slow speed drill. Be careful of putting too much pressure on the sheet (ie walking on it or using it as a support).

SUNLITE should be fixed at every fourth corrugation (third corrugation in high wind areas) and every second corrugation at gutters, ridging and overlaps.

When using SUNLITE for roofing, screws should be fixed through the crest of the wave. For walls, fasten through the valley. Fixings should be firm but not over tight.

OVERLAPS - When SUNLITE sheets join, overlaps should be one to one and a half corrugations for side laps and 200mm for end laps. A neutral cured silicone can be applied to ensure laps are waterproof. The roof overhang should not exceed 100mm.

Please note that some situations may reduce the useful life of the product. We therefore recommend that SUNLITE be replaced every three years.

FASTENINGS AND FIXINGS - SUNLITE CLEAR

SUNLITE sheeting is easy to fix with PSP Translucent Roof and Wall Fasteners. It is suggested that an 8mm hole be drilled through the sheet. This will allow easier fixing with a self-tapping screw and provide the correct tolerance for expansion and contraction.


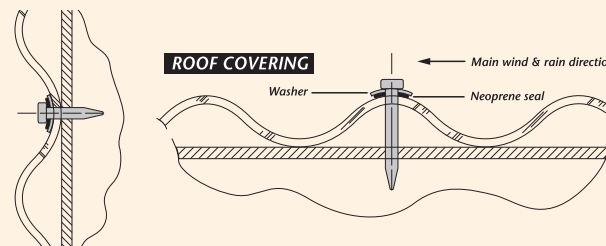
Use a blunted drill as a new drill may cause damage to the sheet.

SUNLITE should be fixed firmly but in such a manner that contraction and expansion can occur.

SUNLITE is firmly fixed when fastened at every fourth corrugation (third corrugation in high-wind areas) and every second corrugation at gutters, ridging and overlaps. When using SUNLITE in a roofing situation, fastening is best through the crest of the wave and for fences or walls, fastenings should be through the valleys.

OVERLAPS - When joining SUNLITE side-by-side an overlap of 1.5 corrugations is appropriate, when length-to-length minimum overlaps should be 150mm.

PSP Translucent Roof and Wall Fasteners have been specifically designed to be compatible with PVC and are the only recommended fixing for use with SUNLITE PVC sheeting.



ACCESSORIES

These are all available from your local PSP stockist.

SUNTUF Apron Flashing
(2050mm x 210mm)



SUNTUF Ridge Flashing
(2150mm x 210mm)



SUNTUF Flashings

Flashings are designed to enhance the appearance of installation and are suitable for any pitched roof. Flashings are available for either an apron and/or ridge in the corrugated profile. They are only available in clear polycarbonate. The ridge flashing is used to join SUNLITE on double pitched roofs whilst the apron flashing allows you to join SUNLITE to the wall of an existing structure.

SUNTUF Foam Eave Fillers (915mm)

SUNTUF Eave Fillers are used to seal the roof sheeting with the purline providing protection from weather, birds, dust, etc

SUNLITE Fixing Screws

SUNLITE fixing screws are 50mm long with a pozi-drive head.

FIVE YEAR GUARANTEE (Clear Colour Only)



SunliteTM
PVC SHEETING